

Creating Opportunities

2018-19 State Participation Data
2019-20 Growth Updates

Joan Fulp & Andrea Yamamoto
USA Wrestling Girls High School Development Committee



NFHS* Participation Data

For Girls High School Wrestling

<i>Year</i>	<i>Athletes</i>	<i># Increase</i>	<i>% Growth</i>
2013	8,727	492	+6.0%
2014	9,904	1,177	+13.5%
2015	11,496	1,592	+16.1%
2016	13,496	2,000	+17.4%
2017	14,587	1,091	+8.1%
2018	16,562	1,975	+13.5%
2019	21,124	4,562	+27.5%

*Eight states did not report separate numbers for girls to the NFHS for 2019:

Alabama, Mississippi, North Carolina, Ohio, Pennsylvania, South Carolina, West Virginia, Wisconsin

NOTE:
NWCA's WEIGHT HYDRATION NUMBERS for 2020 are over 28,000. An increase of 30% or 6,000 girls.

NWCA - National Wrestling Coaches Association.

USA Wrestling Participation Data

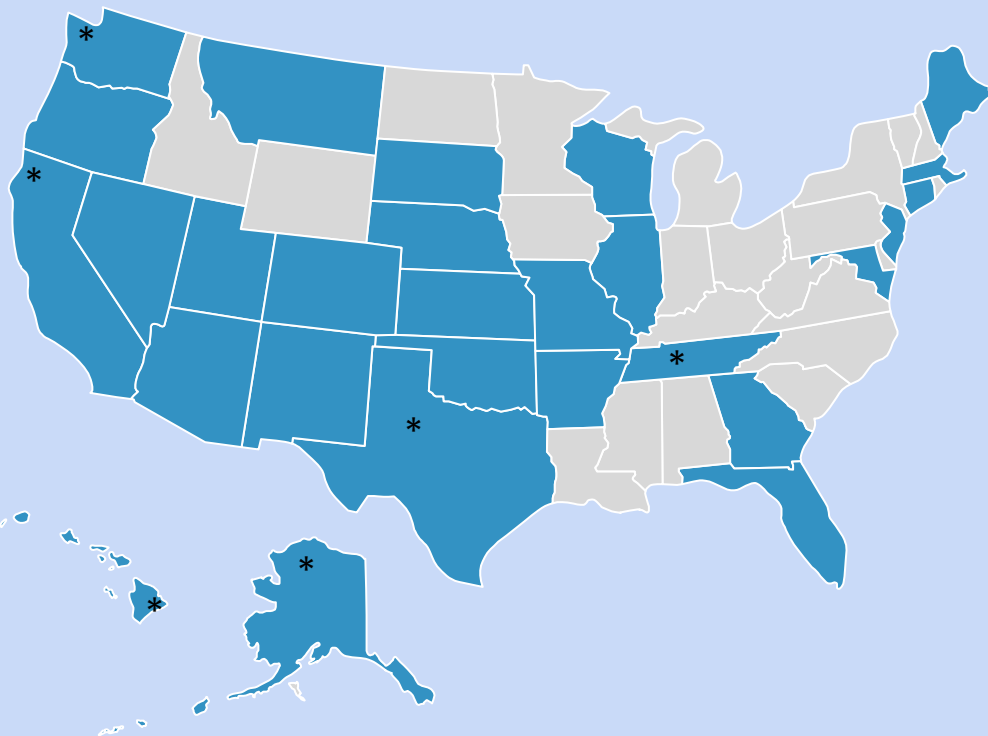
For All Age Groups

<i>Year</i>	<i>Athletes</i>	<i># Increase</i>	<i>% Growth</i>
2013	5,640	916	+19.4%
2014	8,040	2,400	+42.6%
2015	9,765	1,725	+21.5%
2016	11,582	1,817	+18.6%
2017	13,338	1,756	+15.16%
2018	16,112	2,774	+20.8%
2019	18,901	2,789	+17.3%

We are on the forefront of
a ***dramatic increase in
opportunities***
for girls wrestling

85 colleges now offer
girls wrestling

28 STATES Strong 6/2020



Georgia, Oregon, Missouri, Maine
Massachusetts, & New Jersey 2018-19. Kansas,
Maryland, Arkansas & New Mexico 2019-20.
Arizona, Colorado, Oklahoma, Utah, Montana,
Nevada & South Dakota 2020-21.




Florida, Illinois & Wisconsin approved an official
championship for 2021-22

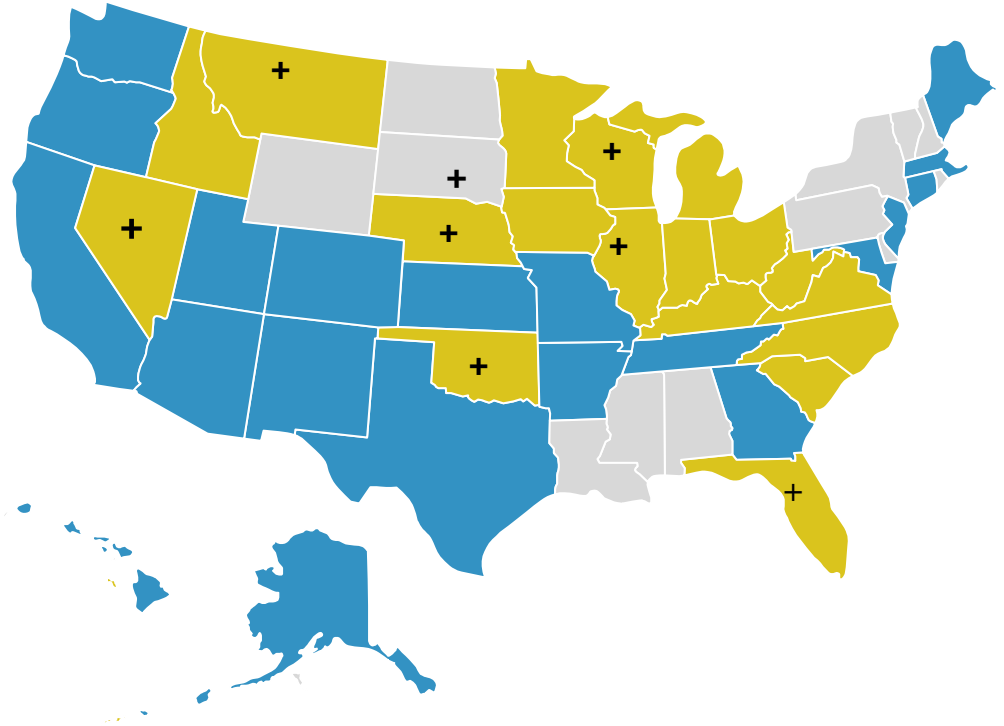
Nebraska voted emerging sport status 2020.

Connecticut held a Girls Wrestling Invitational
for 2019-20.

*Original 6 Sanctioned states - 1998-2015

2019-20 States Building Programs toward Championship Status

-  States holding an girls state championship run by HS Coaches, Coaches and Officials Associations, or combinations of organizations.
-  States associations that have voted to run a girls championship or are presently in pilot or emerging sport status.
-  States that voted to recognize girls wrestling in the Spring of 2020.



<i>State</i>	<i>2017-18</i>	<i>2018-19</i>	<i>2019-20</i>	<i>Increase over 2 yrs</i>	<i>Year of 1st Championship</i>	<i>Source*</i>	Growth is Real! <i>*Source:</i> We thank the National Wrestling Coaches Association (NWCA) for providing our committee with the Optimal Performance Calculations for weight hydration for each state. <i>*C & O = COACHES & OFFICIALS</i> USA Wrestling Girls High School Development Committee 7/2020
Missouri	169	910	1425	1256	2018 -19	NWCA/OPC Data	
Kansas	215	376	972	757	2019-20	State Office	
Arizona	286	543	891	605	Emerging 2 yrs	NWCA/OPC Data	
New Jersey	124	445	695	571	2018-19	NWCA/OPC Data	
Georgia	238	516	650	412	2018-19	NWCA/OPC Data	
<i>Below 100 Participants</i>							
Iowa	96	189	571	475	*C & O 2018-20	NWCA/OPC Data	
Oklahoma	84	87	309	225	Exhibition 2020	NWCA/OPC Data	
Arkansas	44	58	165	121	2019-20	NWCA/OPC Data	
Montana	24	32	40	16	2020-21	NFHS	
South Dakota	39	35	36	0	2020-21	NFHS	

Examples of Growth as Programs Develop

Hydration #

2017 112

2018 234

2019 376

2020 972

KANSAS*

Girls High School Events

2017 4

2018 9

2019 15

2020 30-40

Kansas (Coaches Run) Girls State Tournament

2017 36 schools 56 girls competing

2018 57 schools 145 girls competing

2019 80 Schools 220 girls competing

***2020 - KSHSAA held 2 regional qualifiers**

***2020 - KSHSAA State - 12 girls in 11 wt classes**

*Kansas voted in April 2019 to hold their first official KSHSAA girls state in 2020.

2018-19 Girls State Championship Weights

STATES	1	2	3	4	5	6	7	8	9	10	11	12	13	14	15
Maine (66)	106	113	120	132	145	160	182	220							
Massachusetts (80)	105	113	120	125	135	145	152	170	205						
Alaska (347)	103	112	119	125	130	135	145	160	189	235					
Texas (3291)	95	102	110	119	128	138	148	165	185	215	Texas holds two divisions				
Arizona (543)	101	110	118	125	130	135	145	160	185	225					
Colorado (253)	100	105	111	118	127	136	147	161	185	215					
New Jersey (445)	100	105	111	118	127	136	147	161	185	225					
Georgia (516)	95	106	116	126	136	146	156	166	176	225					
Tennessee (359)	103	112	119	125	132	140	150	160	170	190	215				
Missouri (910)	103	110	116	121	126	131	136	143	152	167	187	235			
Oregon (639)	100	105	110	115	120	125	130	135	140	145	155	170	190	235	
California (5,926)	101	106	111	116	121	126	131	137	143	150	160	170	189	235	
Washington (1994)	100	105	110	115	120	125	130	135	140	145	155	170	190	235	
Hawaii. (553)	97	102	107	112	117	122	127	132	138	145	155	168	184	225	
USAW Junior	100	106	112	117	122	127	132	138	144	152	164	180	200	225	
WCWA/NAIA College	101	109	116	123	130	136	143	155	170	191	Women's Collegiate Wrestling Association				

The number in parenthesis is the OPC/Weight Hydration Number for 2018-19 season or the participation number reported by a state's interscholastic office.

NFHS Section 5 Midwest: Kansas, Minnesota, Missouri, Nebraska, North Dakota, South Dakota

Year of 1st Championship	State	NFHS 2018-2019	NFHS 2017-2018	NFHS 2016-2017	NFHS 2015-2016	NFHS 2014-2015
2020	Kansas	276	215	112	111	77
2019	Missouri	956	169 ¹⁴	123	94	74
	Minnesota	20	20	19	19	
	Nebraska	168	125	131	144	130
	North Dakota	27	20	24	14	6
	South Dakota	36	35	39	73	31

	State	College/University	Division
1	Kansas	Baker University	NAIA
2	Kansas	Central Christian College	NAIA
3	Kansas	Ottawa University	NAIA
4	Kansas	Southwestern College	NAIA

**National Data
for Girls HS
Wrestling
using NFHS
2018-19
Participation
Totals**

The full report can be requested by emailing Joanfulp@gmail.com

3	Kansas	Ottawa University	NAIA
4	Kansas	Southwestern College	NAIA
5	Kansas	University of Saint Mary	NAIA
6	Missouri	Central Methodist	NAIA
7	Missouri	Fontbonne University	NCAA Div. III
8	Missouri	Lindenwood University	NCAA Div. II
9	Missouri	Missouri Baptist University	NAIA
10	Missouri	Missouri Valley College	NAIA
11	Missouri	Westminster College	NCAA Div. III
12	Minnesota	Augsburg University	NCAA Div III
13	Nebraska	Hastings College (Fall 2020 or 2021)	NAIA
14	Nebraska	Midland University	NAIA
15	Nebraska	York College	NAIA
16	North Dakota	University of Jamestown	NAIA

Continuation of colleges in NFHS Section 5

The full report can be
requested by emailing
Joanfulp@gmail.com

¹⁴ NFHS participation numbers are not available for this state and year. All data in blue represents the NWCA Optimal Performance Calculator girls' hydration numbers for that state and year.

**“ The true measure of a girls’ success or failure should not be judged by whether or not she can beat a guy.
She needs to establish Her sense of value by competing against other girls”**

Lee Allen 1/12/2000
1980 USA Greco Roman Olympic Coach
2X Olympian (Freestyle & Greco Roman)

Thank You

Your leadership has and will make the difference.

We celebrate your willingness to create new possibilities for girls high school wrestling.

Joan Fulp B.S. M.Ed
joanfulp@gmail.com

Elementary Physical Educator
2017 National Wrestling Hall of Fame
California Chapter Inductee

Andrea Yamamoto B.A.
ayamamoto96@gmail.com

World Team Member, 1995
Chiawana HS Girls Coach (WA) 2013-18
USAW Cadet Pan Am Coach 2017