$5

2022 NSAA STATE CHAMPIONSHIPS

SOFTBALL

"NSAA activities...the other half of education."

Dear Friends:

Welcome to another competition of Nebraska's state championship games!

Congratulations to the students who have qualified for this year's championship. Your hard work and determination have propelled you to this point. Competition brings out the best in us, and I trust it has motivated you to attain higher levels of performance.

Your achievement as a championship competitor has been made possible by the support you've received along the way. Be sure to thank everyone who has helped you get here. I am grateful to the coaches, parents, and volunteers who invest in our talented young Nebraskans.

Extracurricular activities like these help students gain skills that ensure success long after they finish school. Training to compete builds character. Taking part in these competitions also encourages our students to dream big, persevere, and work as a team.

Win or lose, I hope that this competition provides you with friendships and memories that are lifelong. Best wishes for a safe and successful competition!

Sincerely,

Pete Ricketts
Governor

"High school activities, the other half of education!"

Congratulations to the student participants, their parents and guardians, and the schools they represent on qualifying for the NSAA State Championship activities. We welcome you and applaud your hard work and dedication. The time, the effort, and the commitment you have put into your activity has paid off and you should be very proud of this accomplishment.

The Nebraska School Activities Association is proud of the educational based activities that we provide to our schools for our students. Our mission is to promote the high ideals of citizenship, fair competition, sportsmanship, and teamwork in an effort to complement our member schools' curricular programs.

Perhaps cliché, but definitely true, today's students are tomorrow's leaders. Events like our Championships help to form these leaders by instilling values and leadership qualities while rounding out their educational experiences.

None of this would be possible without the incredible dedication and commitment of the many outstanding teachers, coaches, and administrators throughout Nebraska. These educators, together with strong support from parents and guardians, patrons, and fans like you, provide our children a solid foundation for their future success.

Once again, congratulations, and good luck!

Jay Bellar
NSAA Executive Director

*"**NSAA** activities...the other half of education."*

NSAA Softball Championships HQ

SOFTBALL

NSAA STATE CHAMPIONSHIPS
OCTOBER 12-14, 2022
HASTINGS

Championship Schedule

Wednesday, October 12

8:50 a.m.	Class B Opening Ceremonies
9:00 a.m.	Class B Games 1, 2, 3, 4
11:20 a.m.	Class C Opening Ceremonies
11:30 a.m.	Class C Games 1, 2, 3, 4
1:50 p.m.	Class A Opening Ceremonies
2:00 p.m.	Class A Games 1, 2, 3, 4
4:30 p.m.	Class B, C Games 5, 6
7:00 p.m.	Class A Games 5, 6

Thursday, October 13

9:00 a.m.	Class B, C Games 7, 8
11:30 a.m.	Class A Games 7, 8
	Class B Games 9, 10
2:00 p.m.	Class A, C Games 9, 10
4:30 p.m.	Class B, C Games 11, 12
7:00 p.m.	Class A Games 11, 12

Friday, October 14

11:30 a.m.	Class A, B, C Game 13
2:00 p.m.	Class A, B, C Game 14

**If Necessary, Game 15 will start 30 Minutes After Conclusion of Game 14, All Classes*

NSAA Executive Director
Jay Bellar

Championship Directors
Dan Masters, NSAA Assistant Director
Tracy Douglas, Hastings High School
Bob Moderow

NSAA Staff
Megan Huber, Business Manager
Jeff Stauss, Assistant Director

Supervisor of Umpires
Bob Hawkinson
Jim Bewley
Paul Herz

Announcer
Chuck Larsen

Media Coordinator
Pete Theoharis

Hospitality Hosts
Molly Johnson
Jeanne Reynolds
John Cerveny
Jena Cerveny
Tracy Harling

Ticketing
Jan Nichols, Supervisor
Mikki Shafer
Hastings Area Chamber of Commerce

Scorers & Scoreboard Operators
Troy Baker
Hastings College Softball Players

Pass Gate Supervisors
Lonnie Abbott
Tatum Bartels
Aub Boucher
Bruce Brooks
Cathy Cafferty
Drew Danielson
Kasey Danielson
Bryan Douglas
Judy Douglas
Alan Frank
Tom Hastings
Sherrie Hollister
Billy Hudson
Terry Julian
Craig Kautz
Trent Kelly
Gena Kile
Brian Laux
Jeff Linden
Dan McCarthy
John Nelson
Dallas Nichols
Susan Oliver
B.J. Pumroy
Stephanie Schmidt
Jeff Schneider
Hal Smith
Tim Speak
Troy Stickels
Meagan Stoner
Tom Szlanda
Lawrence Tunks
Holly Vanderpool

Athletic Trainers – Nebraska State Athletic Trainers Association
Melissa Bulin
Ashley Conrad
Carly Hirchert
Wendy Mach
Aaron Madsen
Denise Marshall
Mike Peterson

Medical Staff
Kristen Anderson, PA-C
Jennifer Fehringer, PA-C
James (Bill) Hervert, MD
Curtis Reimer, MD

Smith Complex Supervisors
Jeff Hassenstab
Ryan Martin
Terry Brown
Hastings Parks & Recreation

Smith Complex Grounds Crew
David Dedrick
Joel Schipper
Hastings College Baseball Players

National Anthem Singers
Christian Yost, Director, Hastings High School
Quinlan Braun, Alyssa Breckner, Tru Edwards, Rebekah Evans, Jonah Fagiolo, John Hawes, Karson Howard, Mary Howie, Richard Jarosik, Kara Kennard, Jacob Kleinjan, Ryland Nordby, Jordan Norris, Laura Oliver, Gwendolyn Shulter, Alayna Stephenson, Evan Struss, Max Vertin, Miranda Vizoso Marino

Souvenir Attire & Programs
Custom Sports

Glove Repair
Dan Bouska, Mitt Mender

Umpires
Domenic Consoli
Shane Farley
Lane Gottula
Megan Herz
Michael Herz
Frederick Intorre
Ronald Jones
Greg Lovette
Todd Mau
Greg Morris
Manuel Motto
Gregory Otteman
Heather Prorok
Jessica Schenck
Paul Teaford
Sylvester Thomas
Robert Tlustos
Scott Wagner
Renee Williams

Cover photos courtesy of Callam Sports Photography.

RESPECT the REF

Cheer loud and proud for your team but please be respectful and let the officials do their job.

Using #RespectTheRef, tweet @nsaahome how your school is respecting the referees.

Interested in becoming an NSAA official? Head over to nsaahome.org for more information.

Class A

NSAA Softball Bracket

Game 1 ▪ Field 1 ▪ Oct. 12 ▪ 2:00 pm

#1
Gretna
Dragons (34-0) 48.2059
vs.
#8
Papillion-La Vista South
Titans (20-12) 43.7500

Game 2 ▪ Field 4 ▪ Oct. 12 ▪ 2:00 pm

#4
Millard North
Mustangs (23-8) 45.2903
vs.
#5
Lincoln East
Spartans (30-7) 45.1892

Game 3 ▪ Field 3 ▪ Oct. 12 ▪ 2:00 pm

#3
Elkhorn South
Storm (25-8) 45.3333
vs.
#6
Papillion-La Vista
Monarchs (21-8) 44.5862

Game 4 ▪ Field 2 ▪ Oct. 12 ▪ 2:00 pm

#2
Omaha Marian
Crusaders (29-2) 46.4516
vs.
#7
Lincoln Southwest
Silver Hawks (27-12) 43.8205

Game 5 ▪ TBA ▪ Oct. 12 ▪ 7:00 pm

Winner Game 1 vs. Winner Game 2

Game 6 ▪ TBA ▪ Oct. 12 ▪ 7:00 pm

Winner Game 3 vs. Winner Game 4

Game 7 ▪ Field 3 ▪ Oct. 13 ▪ 11:30 am

Loser Game 1 vs. Loser Game 2

Game 8 ▪ Field 4 ▪ Oct. 13 ▪ 11:30 am

Loser Game 3 vs. Loser Game 4

Game 9 ▪ Field 3 ▪ Oct. 13 ▪ 2:00 pm

Loser Game 6 vs. Winner Game 7

Game 10 ▪ Field 4 ▪ Oct. 13 ▪ 2:00 pm

Winner Game 8 vs. Loser Game 5

Game 11 ▪ Field 3 ▪ Oct. 13 ▪ 7:00 pm

Winner Game 5 vs. Winner Game 6

Game 12 ▪ TBA ▪ Oct. 13 ▪ 7:00 pm

Winner Game 9 vs. Winner Game 10

Game 13 ▪ Field 1 ▪ Oct. 14 ▪ 11:30 am

Winner Game 12 vs. Loser Game 11

Championship
Game 14 ▪ Field 1 ▪ Oct. 14 ▪ 2:00 pm

Winner Game 11 vs. Winner Game 13

Game 15 ▪ Field 1 ▪ Oct. 14

If Needed – 30 minutes after conclusion of Game 14

GRETNA Dragons | Green/White/Gold | 34-0

Superintendent: Dr. Rich Beran
Principal: Todd Mueller
Athletic Director: Matt Curtis
NSAA Team Enrollment: 587
Conference: Metropolitan High School Activities Association
Head Coach: Bill Heard
Assistant Coaches: Todd Mills, Channon Oseka, McKenna Nixon, Wade Tracy, Ashten Gibson, Gabe Wurth, Alexa Sedlak
State Tournament Appearances: 11
Most Recent State Tournament: 2021
State Championship Years: B/2015
Runner-up: B/2016

No.	Name	GR	POS	BA	AB	H	R	RBI	HR	W-L	ERA
1	Kimberly Rodriguez	12	OF	.317	60	19	8	29	8	0	0
2	Skarlett Jones	10	INF	.341	85	29	30	22	4	0	0
3	Ansley Gydesen	12	INF	.352	71	25	11	21	3	0	0
4	Megan Marshall	9	INF	.514	70	36	20	9	0	0	0
5	Adeline Fliege	11	P	1.00	3	3	0	3	0	7-0	2.6
6	Makala Koozer	10	OF	.714	7	5	6	6	0	0	0
7	Erin Harrington	11	Util	.500	4	2	3	0	0	0	0
9	Brylee Rupiper	10	C	.410	61	25	51	18	3	0	0
12	Miley Rowe	10	OF	.600	5	3	0	4	0	0	0
13	Faith Mills	12	INF	.354	82	29	11	25	0	0	0
14	Kennedy Boyer	11	OF	.236	55	13	10	5	0	0	0
16	Krystal Carter	11	OF	.350	20	7	13	10	2	0	0
19	Anniston Trevarrow	10	OF	.420	88	37	30	9	0	0	0
22	Maiya Speer	11	OF	.500	10	5	15	6	1	0	0
26	Skylar Wintle	12	C	.375	8	3	5	3	0	0	0
29	Emerson Johnson	9	INF	.292	24	7	11	10	0	0	0
31	Lily Rowe	10	Util	.105	19	2	25	2	0	0	0
40	Brylee Heard	9	OF	.353	47	12	9	6	0	0	0
42	Emerson Boyer	9	C	.167	6	1	8	3	0	0	0
99	Alexis Jensen	10	P	.386	70	27	5	19	2	27-0	.626

Season Record 34-0

Omaha Marian	W	2-1
Lincoln North Star	W	4-3
Elkhorn	W	10-5
Lincoln East	W	6-5
Blair	W	15-7
Omaha Westside	W	12-2
Millard South	W	6-0
Columbus	W	1-0
North Platte	W	9-0
Elkhorn South	W	3-0
Norfolk	W	3-0
Papillion-LaVista	W	1-0
Omaha Skutt Catholic	W	5-2
Millard South	W	3-2
Millard North	W	3-0
Omaha Central	W	13-1
Papillion-LaVista South	W	5-0
Omaha Marian	W	9-1
Elkhorn South	W	6-1
Omaha Bryan	W	14-0
Omaha Central	W	14-0
Bellevue East	W	3-0
Lincoln North Star	W	9-0
Millard West	W	9-2
Millard North	W	2-0
Papillion-LaVista	W	6-1
Elkhorn South	W	3-0
Omaha South	W	12-0
Papillion-LaVista South	W	5-3
Omaha Burke	W	16-3
North Platte	W	3-2
Lincoln High	W	12-1
Omaha Westside	W	5-0
Lincoln North Star	W	12-0

PAPILLION-LAVISTA SOUTH Titans | Royal Blue/Silver/Black | 20-12

Superintendent: Dr. Andrew Rikli
Principal: Jeff Spilker
Athletic Director: Jeremy VanAckeren
NSAA Team Enrollment: 676
Conference: Metro
Head Coach: Tom Horton
Assistant Coaches: Sara Dunn, Alex Kreft, Ryan Neel, Makensey Pankers, Alexis Broady, Alexa Sidel
State Tournament Appearances: 13
Most Recent State Tournament: 2021
Runner-up: A/2012

No.	Name	GR	POS	BA	AB	H	R	RBI	HR	W-L	ERA
2	Laila Fiscus	12	OF	.301	93	28	28	19	2		
3	Gaby Miranda	12	OF	.333	42	14	14	8	0		
7	Baylor Gregory	11	INF	.330	91	30	20	21	1		
10	Kinsley Stover	10	OF	.426	94	40	21	21	1		
11	Grace Maguire	12	C	.259	54	14	9	11	0		
12	Mariah Unverzagt	12	P	.000	1	0	0	0	0	13-8	4.01
13	Clare Ullery	12	INF	.378	82	31	34	35	7		
14	Emersyn Exner	9	INF	.488	86	42	25	21	1		
15	Shayla Warak	10	OF	.315	92	29	23	12	1		
18	Hailey Rasmussen	9	P	.000	1	0	0	0	0	1-0	4.20
19	Vanessa Pease	11	C	.000	0	0	0	0	0		
20	Abby Dworak	12	P	.368	57	21	9	9	1	6-4	2.87
21	Kaleigh Fuller	9	P	.000	0	0	0	0	0		
23	Chyler Hoke	9	OF	.000	0	0	1	0	0		
44	Addi Quesenberry	12	INF	.319	69	22	24	10	0		
45	Alexa Epley	9	C	.231	47	9	2	11	1		

Season Record 20-12

North Platte	W	2-0
Gering	W	9-1
North Platte	W	12-4
Lincoln East	L	4-8
Bennington	L	2-5
Lincoln North Star	L	1-6
Omaha Westview	W	12-2
Omaha Burke	W	12-0
Omaha Mercy	W	10-9
Omaha Marian	L	1-8
Grand Island	W	5-2
Lincoln Pius X	L	7-14
Lincoln Southwest	W	5-2
Omaha Burke	W	10-1
Bellevue East	W	2-1
Omaha Westside	W	11-0
Gretna	L	0-5
Papillion-LaVista	L	2-7
Omaha North	W	13-0
Omaha Bryan	W	13-0
Lincoln Southeast	W	6-5
Millard West	W	9-3
Elkhorn South	L	4-6
Millard West	L	7-8
Omaha Westside	W	8-3
Gretna	L	3-5
Millard South	L	3-10
Bellevue East	W	8-0
Millard North	L	6-14
Bellevue East	W	10-2
Millard North	W	7-0
Millard North	W	6-5

MILLARD NORTH Mustangs | Blue/Silver/Green | 23-8

Superintendent: Dr. John Schwartz
Principal: Aaron Bearinger
Athletic Director: Keith Maly
NSAA Team Enrollment: 915
Conference: Metro
Head Coach: Travis Unzicker
Assistant Coaches: Larry Swift, Skyler Groebli, Allison Rutherford
State Tournament Appearances: 19
Most Recent State Tournament: 2021
State Championship Years: A/1993
Runner-up: A/1998, A/2003

No.	Name	GR	POS	BA	AB	H	R	RBI	HR	W-L	ERA
1	Cassidy Wiseman	12	LF	.250	16	4	8	3	1		
2	Addyson Hobza	11	RF	.333	3	1	7	2	0		
3	Kymmia Roberts-Brown	11	RF	.241	29	7	15	6	0		
4	Carley Stych	10	2B	.433	30	13	12	6	0	3-0	1.400
5	Desaree Cuevas	12	P	.456	79	36	26	35	10	9-5	3.128
6	Daniela Ramirez	10	P	.000	0	0	0	0	0	1-0	4.500
7	Georgia Barton	9	P	.500	2	1	1	2	0	0-0	.000
8	Madeline McGee	12	3B	.225	71	16	21	10	1		
9	Payton Ryan	10	C	.400	15	6	4	4	0		
10	Ava Wolters	10	C	.233	43	10	2	8	1		
11	Macey Jarose	9	LF	.286	7	2	11	1	0		
12	Katherine Johnson	12	SS	.444	81	36	38	35	12		
13	Jayda Juarez	9	P	.356	73	26	14	25	3	10-3	2.545
14	Katelyn Jarzobski	11	RF	.308	13	4	4	4	0		
15	Lynn Davis	12	CF	.391	87	34	36	23	7		
16	Cara Mendicino	10	1B	.300	20	6	7	7	0		
17	Hayden Nelson	10	1B	.258	66	17	14	15	5		
18	Kate Lichti	12	Util	.273	11	3	4	10	2		
19	Jaelyn Swift	9	3B	.333	3	1	1	2	0		
20	Brianna Naidas	12	Util	.306	49	15	7	6	1		

Season Record 23-8

Millard South	W	6-2
Lincoln East	W	4-3
North Platte	W	2-1
Millard West	W	5-1
Omaha Marian	L	2-4
Omaha Central	W	14-0
Bellevue East	W	12-1
Lincoln Southwest	W	6-3
Lincoln Southeast	W	15-1
Northwest	W	8-4
Hastings	W	8-0
Omaha Skutt Catholic	W	12-0
Omaha South	W	24-1
Bellevue West	W	6-0
Omaha Burke	W	9-0
Gretna	L	0-3
Elkhorn South	W	5-2
Omaha Marian	L	4-13
Omaha Bryan	W	11-0
Millard West	L	0-6
Bellevue West	W	10-1
Lincoln Southwest	W	5-4
Omaha Burke	W	6-3
Papillion-LaVista	W	9-1
Gretna	L	0-2
Omaha Benson	W	14-0
Elkhorn South	L	5-7
Omaha Bryan	W	13-0
Papillion-LaVista South	W	14-6
Papillion-LaVista South	L	0-7
Papillion-LaVista South	L	5-6

LINCOLN EAST Spartans | Royal Blue/White | 30-7

Superintendent: Dr. Paul Gausman
Principal: Casey Fries
Athletic Director: Zach Limbach
NSAA Team Enrollment: 822
Conference: Heartland
Head Coach: Lance Kingery
Assistant Coaches: Paul Braun, Kayla Prai, Jason Chambers, Kent Marshall Sammi Lowery, Ali Lockhart, Butch McLaren
State Tournament Appearances: 8
Most Recent State Tournament: 2021
Runner-up: A/2006, A/2021

No.	Name	GR	POS	BA	AB	H	R	RBI	HR	W-L	ERA
1	Abby Pinkelman	12	P		8		1			4-1	5.78
2	Gabreyella Pace	12	OF	354	65	23	18	11	2		
4	Addison Bliemeister	9	INF	424	85	36	25	21	3		
6	Camryn Stithem	9	OF	243	37	9	12	8			
7	Nevaeh Coleman	9	OF	118	17	4	20	2			
8	Rhiannon Martin	12	C	391	92	36	14	37	12		
9	Emily Janak	12	INF	250	4	1	3				
10	Jordan Bussey	12	P	118	17	2	1	1	1	11-5	1.83
15	Sydney Walz	11	OF	351	97	34	21	24	3		
17	Ava Beach	10					2				
18	Berkley Hatten	10	INF	415	123	51	51	54	19		
19	Madison Adams	11	INF	342	117	40	44	42	16	4-0	1.97
20	Laura Jansen	12	OF	750	4	3	5	7			
23	Annalise Nielson	11	C	324	34	11	2	11	1		
28	Kooper Barnes	11	INF	337	98	33	21	27	4		
32	Lucy Barrett	11	OF	350	40	14	12	14	4		
34	Ruby Witherspoon	10	OF	400	5	2	16				
42	Madison Gaver	12	OF		3		5				
44	Macy Fagler	10	INF		2		5				
50	Delaney Bell	11	INF	391	110	43	32	25	5	11-1	1.83

Season Record 30-7

Grand Island	W	9-0
Grand Island	W	10-6
Millard North	L	3-4
Papillion-LaVista South	W	8-4
Gretna	L	5-6
Millard South	W	7-6
Lincoln Southeast	W	9-0
Lincoln North Star	W	7-4
Lincoln North Star	W	16-6
Lincoln Northeast	W	14-0
Lincoln Northeast	W	9-0
Fremont	L	4-7
Fremont	W	3-0
Kearney	W	9-1
Kearney	W	15-7
Columbus	W	11-0
Columbus	W	10-0
Lincoln High	W	16-0
Millard West	W	3-0
Elkhorn South	L	2-3
Omaha Central	W	12-0
Norfolk	L	0-2
Norfolk	W	9-6
Lincoln Pius X	W	16-9
Lincoln Pius X	W	6-4
Grand Island	W	13-6
North Platte	L	0-1
Omaha Skutt Catholic	W	10-5
Norris	W	11-3
Lincoln Southwest	W	10-1
Lincoln Southwest	W	5-4
Lincoln Northeast	W	10-0
Norfolk	W	5-0
Lincoln Southwest	L	0-5
Omaha Burke	W	13-3
Columbus	W	12-0
Fremont	W	10-6

ELKHORN SOUTH Storm | Navy Blue/Vegas Gold | 25-8

Superintendent: Dr. Bary Habrock
Principal: Mark Kalvoda
Athletic Director: Roger Ortmeier
NSAA Team Enrollment: 517
Conference: Metro Conference
Head Coach: Elliot Haack
Assistant Coaches: Rebekka Kucera, Eric Shanahan, Libby Bennett, Brooke Howery
State Tournament Appearances: 6
Most Recent State Tournament: 2017
State Championship Years: B/2016
Runner-up: B/2014, B/2015

No.	Name	GR	POS	BA	AB	H	R	RBI	HR	W-L	ERA
1	Emily Gerardy	12	SS	.518	83	43	31	13	0		
2	Kami Sprunk	12	2B	.271	70	19	12	12	0		
3	Tarisa Frans	10	INF	.300	80	24	13	15	0		
4	Julia Dittrick	12	CF	.363	102	37	28	14	0		
5	Ava Pietig	11	LF	.200	15	3	3	4	0		
6	Jocelyn Niewald	12	P	.045	22	1	3	2	0	6-1	2.43
7	Allie Cromer	12	3B	.500	72	36	22	33	7		
8	Alli Borkowski	11	3B	.263	19	5	21	2	0		
9	Kacie Hinrichs	9	2B	.000	6	0	10	1	0		
10	Norah Macken	10	C	.237	38	9	1	1	0		
11	Lauren Schneider	9	LF	.195	41	8	7	4	2		
12	Elle Peterson	10	C	.333	21	7	6	7	0		
13	Kennadi Borngrebe	12	P	.348	92	32	6	28	3	16-7	2.66
14	Mara Feely	11	OF	.000	0	0	0	1	0		
15	Maddie Geer	10	1B	.167	30	5	1	3	0		
16	Ella Fowler	9	C	.000	0	0	0	0	0		
17	Taylor Horsham	11	RF	.211	71	15	11	13	1		
20	Emerson Safford	10	INF	.000	1	0	3	0	0		
21	Ava Lutt	10	1B	.000	0	0	0	0	0		
22	Ava Powers	11	OF	.000	0	0	0	0	0		

Season Record 25-8

Omaha Burke	W	10-0
Papillion-LaVista	W	15-4
Blair	W	4-2
Millard West	L	5-16
Omaha Marian	L	1-9
Omaha Benson	W	7-0
Millard West	W	5-4
Columbus	W	8-4
North Platte	W	3-0
Gretna	L	0-3
Bennington	W	8-3
Bellevue West	W	9-3
Grand Island	W	8-6
Lincoln Pius X	W	9-8
Millard South	W	2-1
Millard North	L	2-5
Millard South	L	4-5
Omaha Westview	W	8-0
Papillion-LaVista	W	4-2
Gretna	L	1-6
Omaha Buena Vista	W	12-0
Grand Island	W	5-0
Lincoln East	W	3-2
Papillion-LaVista South	W	6-4
Elkhorn	W	4-0
Bellevue East	W	11-0
Papillion-LaVista	L	3-5
Gretna	L	0-3
Omaha Northwest	W	7-0
Millard North	W	7-5
Kearney	W	7-3
Norfolk	W	9-2
Norfolk	W	5-4

PAPILLION-LAVISTA Monarchs | Maroon/White/Gold | 21-8

Superintendent: Dr. Andy Rikli
Principal: Jason Ryan
Athletic Director: Jeff Govier
NSAA Team Enrollment: 661
Conference: Metro
Head Coach: Todd Petersen
Assistant Coaches: Clint Hoelscher,Mike Butera, Amanda Butera, Melinda Pirtle, Hayden Bahl, Brett Taylor
State Tournament Appearances: 30
Most Recent State Tournament: 2021
State Championship Years: A/1995, A/1996, A/1997, A/1998, A/1999, A/2000, A/2001, A/2002, A/2003, A/2004, A/2006, A/2007, A/2010, A/2017, A/2019, A/2020
Runner-up: A/2005, A/2008, A/2013, A/2015, A/2016, A/2018

No.	Name	GR	POS	BA	AB	H	R	RBI	HR	W-L	ERA
1	Morgan Byrd	11	C	.357	70	25	3	18	0		
2	Peyton Hoelscher	11	OF	.150	20	3	11	2	0		
3	Avery Wolfe	10	LF	.300	40	12	5	8	0		
4	Kaylee Tanuis	11	Util	.000	0	0	0	0	0		
5	Emmie Wills	12	CF	.506	81	41	30	25	2		
6	Maizey Carpenter	9	2B	.171	35	6	8	10	1		
7	Talia Astorino	10	OF	.000	0	0	1	1	0		
8	Presley Ivener	11	DP	.289	38	11	9	9	0		
9	Haley Wilwerding	12	1B	.452	84	38	30	23	3		
10	Amanda Gibilisco	10	P	.441	34	15	2	16	1	11-3	3.706
12	Reese Haberer	9	INF	.000	1	0	0	0	0		
13	Macey Butcher	10	C	.000	1	0	1	1	0		
14	Emma Mcgrath	12	RF	.383	81	31	28	15	2		
15	Addison Mahnks	11	1B/OF	.167	6	1	2	2	0		
16	Kloey Hamblen	11	3B	.303	66	20	17	16	1	1-0	.000
17	Kamira Botos	11	SS	.427	75	32	26	28	3		
19	Carly Bertolini	10	P	.375	8	3	1	0	0	9-5	4.393
20	Ysabel Rodriguez	9	INF	.500	2	1	4	1	0		
21	Morgan Stock	11	Util	.273	11	3	18	4	0		
22	Holiday Kirk	10	P	.000	0	0	0	0	0		

Season Record 21-8

Omaha Skutt Catholic	W	12-4
Elkhorn South	L	4-15
Bellevue East	W	8-1
Bennington	W	2-1
Lincoln North Star	W	3-2
Omaha Northwest	W	17-0
Omaha Marian	L	2-5
Omaha Buena Vista	W	16-0
Lincoln Southwest	W	5-1
Gretna	L	0-1
Millard West	W	5-2
Lincoln Pius X	W	8-4
Omaha Burke	W	6-1
Elkhorn South	L	2-4
Papillion-LaVista South	W	7-2
Omaha North	W	12-0
Millard South	W	12-5
Platte County, MO	L	2-6
Millard North	L	1-9
Millard South	L	8-9
Gretna	L	1-6
Elkhorn South	W	5-3
Lincoln North Star	W	9-6
Omaha Westview	W	12-1
Bellevue East	W	7-0
Lincoln Southeast	W	10-2
Grand Island	W	10-0
Millard West	W	11-6
Millard West	W	13-5

OMAHA MARIAN Crusaders | Royal Blue/White | 29-2

Superintendent: Michele Ernst - President
Principal: Susie Sullivan
Athletic Director: Rochelle Rohlfs
NSAA Team Enrollment: 468
Conference: Metro
Head Coach: Chad Perkins
Assistant Coaches: Aaron Groff, Emma Raabe, Taylor Asche
State Tournament Appearances: 16
Most Recent State Tournament: 2020
State Championship Years: A/2015
Runner-up: A/2014

No.	Name	GR	POS	BA	AB	H	R	RBI	HR	W-L	ERA
1	Emma Humpal	12	Util	395	78	32	19	25	5		
2	Brooklyn Kincaid	9	3B	475	59	28	28	7	0		
3	Maddia Groff	12	P	556	72	40	35	31	4	21-1	.806
4	Payton Kincaid	12	P/2B	376	82	32	29	33	10	6-1	2.2
5	Megan Tyrcha	11	CF	227	60	15	16	11	0		
6	Zoe Kassmeyer	11	DP	324	71	23	15	18	1		
8	Rylinn Groff	12	C	495	91	45	35	20	1		
9	Katelyn Hansen	10	Util	800	5	4	3	5	0		
10	Alaina Kroll	9	Util	500	2	1	0	1	0		
11	Mary McKay	10	Util	333	3	1	7	0	0		
12	Elizabeth Zinna	10	Util	1000	2	2	3	2			
13	Abigail Konecky	11	OF	200	10	2	3	4	0		
17	Charity Curtis	11	1B	393	81	32	22	25	4		
18	Reagan Dreibelbis	11	SS	339	79	27	24	23	5		

Season Record 29-2

Gretna	L	1-2
Omaha Burke	W	12-0
Bennington	W	8-0
Elkhorn South	W	9-1
Millard North	W	4-2
Bellevue West	W	6-1
Papillion-LaVista	W	5-2
Papillion-LaVista South	W	8-1
Omaha Benson	W	13-0
Columbus	W	11-0
Fremont	W	8-0
Kearney	W	12-0
Millard North	W	13-4
Omaha Buena Vista	W	15-0
Millard South	W	9-0
Millard West	W	10-6
Gretna	L	1-9
Omaha Skutt Catholic	W	9-1
Omaha Northwest	W	7-0
Lincoln Northeast	W	8-0
Omaha Westside	W	5-2
Millard South	W	6-1
Omaha Burke	W	11-0
Lincoln Pius X	W	4-1
McCook	W	4-0
Fremont	W	4-0
Omaha Buena Vista	W	12-0
Millard West	W	7-3
Lincoln Southeast	W	8-0
North Platte	W	4-0
Lincoln Pius X	W	10-3

LINCOLN SOUTHWEST Silver Hawks | Forest Green/Silver | 27-12

Superintendent: Dr. Paul Gausman
Principal: John Matzen
Athletic Director: Mark Armstrong
NSAA Team Enrollment: 808
Conference: Heartland Athletic Conference
Head Coach: Mitch Ohnoutka
Assistant Coaches: Lis Brenden, Jim Brestel, Arend Wolzen, Chad Gustin, Donte Warren, Rick Dunavin, Lillyanne Moon
State Tournament Appearances: 16
Most Recent State Tournament: 2021
State Championship Years: A/2008, A/2009, A/2018, A/2021
Runner-up: A/2007, A/2011, A/2017

No.	Name	GR	POS	BA	AB	H	R	RBI	HR	W-L	ERA
1	Taylor Korecky	12	CF	379	116	44	34	28	6		
2	Mackenzie Mlnarik	12	LF	454	108	49	45	41	11		
3	Kennah Bretschneider	10	OF	389	18	7	30	2	0		
4	Reagan Vokoun	10	1B	398	98	39	18	39	3	4-2	4.16
5	Taylor Coleman	12	INF	435	116	49	29	46	6	9-6	2.73
6	Makenna Murphy	11	1B	275	69	19	16	18	3		
7	Madison Bach	11	OF	000	0	0	8	0	0		
8	Alexis Bradley	11	P	0	0	0	0	0	0	2-0	3.50
9	Taylor Wood	12	INF	258	31	8	8	10	1		
10	Delaney Madson	11	C	366	101	37	3	22	2		
11	Danielle Houlden	12	OF	412	34	14	10	6	1		
12	Mary Beth Hart	10	RF	391	92	36	33	29	4		
13	Samantha Bank	12	P	000	0	0	0	0	0	12-4	4.23
14	Mabry Spohn	11	INF	222	9	2	5	2	0		
15	Kennadi Williams	11	SS	0	0	0	0	0	0		
16	Emily Jucht	11	C	320	32	8	7	5	1		
17	Brenly Noerrlinger	9	SS	300	100	30	32	16	0		
18	Emma Dostal	10	2B	316	95	30	29	21	4		
19	Ansley Hinrichs	11	P	0	0	0	0	0	0	0-0	5.60

Season Record 27-12

Norfolk	W	4-3
Norfolk	L	6-8
Columbus	W	11-1
Columbus	W	13-5
Millard North	L	3-6
Millard West	L	8-14
Grand Island	W	12-4
Grand Island	W	11-3
Papillion-LaVista	L	1-5
Omaha Skutt Catholic	W	11-3
Bellevue East	W	3-2
Papillion-LaVista South	L	2-5
Lincoln North Star	L	7-8
Lincoln North Star	W	5-1
Lincoln Pius X	L	8-11
Lincoln Pius X	W	11-1
Lincoln Southeast	W	11-2
Lincoln Northeast	W	13-5
Lincoln Northeast	W	12-1
Millard North	L	4-5
Omaha Burke	W	8-0
Kearney	W	12-2
Kearney	W	12-1
Lincoln High	W	10-0
Norfolk	W	9-7
Elkhorn	W	11-5
Columbus	W	6-2
Fremont	L	0-8
Fremont	W	14-2
Lincoln East	L	1-10
Lincoln East	L	4-5
Kearney	W	10-0
Lincoln East	W	5-0
Columbus	W	8-0
Lincoln Northeast	W	13-1
Millard South	L	3-4
Millard South	W	7-3
Lincoln Northeast	W	13-4
Millard South	W	6-2

Little Caesars®

Thank you to Little Caesars For Donating Pizza for the State Tournament Qualifying Teams

HOT-N-Ready
ALL DAY - EVERY DAY

LARGE PIZZA $6
Pepperoni, Beef or Cheese

HASTINGS
314 N. Burlington Avenue
402-462-5220

Class B

NSAA Softball Bracket

Game 1 ▪ Field 1 ▪ Oct. 12 ▪ 9:00 am

#1
Blair
Bears (29-4) 45.2121
vs.
#8
Waverly
Vikings (16-11) 42.1481

Game 2 ▪ Field 4 ▪ Oct. 12 ▪ 9:00 am

#4
Bennington
Badgers (21-10) 43.5161
vs.
#5
Elkhorn
Antlers (18-9) 43.4444

Game 3 ▪ Field 3 ▪ Oct. 12 ▪ 9:00 am

#3
Northwest
Vikings (29-3) 44.7500
vs.
#6
Seward
Bluejays (24-9) 43.0303

Game 4 ▪ Field 2 ▪ Oct. 12 ▪ 9:00 am

#2
Wahoo
Warriors (28-2) 44.7667
vs.
#7
Scottsbluff
Bearcats (23-8) 43.0000

Game 5 ▪ Field 2 ▪ Oct. 12 ▪ 4:30 pm

Winner Game 1 vs. Winner Game 2

Game 6 ▪ Field 1 ▪ Oct. 12 ▪ 4:30 pm

Winner Game 3 vs. Winner Game 4

Game 7 ▪ Field 1 ▪ Oct. 13 ▪ 9:00 am

Loser Game 1 vs. Loser Game 2

Game 8 ▪ Field 2 ▪ Oct. 13 ▪ 9:00 am

Loser Game 3 vs. Loser Game 4

Game 9 ▪ Field 3 ▪ Oct. 13 ▪ 11:30 am

Loser Game 6 vs. Winner Game 7

Game 10 ▪ Field 2 ▪ Oct. 13 ▪ 11:30 am

Winner Game 8 vs. Loser Game 5

Game 11 ▪ Field 3 ▪ Oct. 13 ▪ 4:30 pm

Winner Game 5 vs. Winner Game 6

Game 12 ▪ Field 4 ▪ Oct. 13 ▪ 4:30 pm

Winner Game 9 vs. Winner Game 10

Game 13 ▪ Field 2 ▪ Oct. 14 ▪ 11:30 am

Winner Game 12 vs. Loser Game 11

Championship
Game 14 ▪ Field 2 ▪ Oct. 14 ▪ 2:00 pm

Winner Game 11 vs. Winner Game 13

Game 15 ▪ Field 2 ▪ Oct. 14

If Needed – 30 minutes after conclusion of Game 14

BLAIR Bears | Purple/White | 29-4

Superintendent: Randy Gilson
Principal: Tammy Holcomb
Athletic Director: Tyler Siecke
NSAA Team Enrollment: 256
Conference: Eastern Midlands
Head Coach: Jennifer Fangmeier
Assistant Coaches: Krystal Macholan, Monica Maly, Rose Klein, Katie Christensen
State Tournament Appearances: 14
Most Recent State Tournament: 2018
State Championship Years: B/2008, B/2009, B/2010

No.	Name	GR	POS	BA	AB	H	R	RBI	HR	W-L	ERA
1	Greta Galbraith	11	OF	.176	17	3	2	2	0		
3	Leah Chance	11	2B	.370	100	37	33	20	1		
4	Joslyn Policky	11	C	.351	74	26	5	21	4		
5	Audie Keeling	11	OF	.200	15	3	13	2	0		
6	Tessa Villotta	12	3B	.296	81	24	26	24	5		
7	Abby Leggott	9	P	.000	0	0	0	0	0		
9	Cailey Anderson	12	OF	.185	54	10	15	5	0		
13	Jacy Schueth	9	INF	.000	0	0	0	0	0		
14	Sophia Wrich	11	OF	.328	58	19	15	13	3		
15	Nessa McMillen	11	SS	.450	80	36	37	26	2		
17	Brooke Janning	10	P	.406	101	41	26	24	2	5-0	1.615
18	Bria Scott	11	OF	.400	20	8	9	5	0		
19	Josephine Ulrich	12	C	.333	6	2	1	3	1		
20	Taylor Larson	12	INF	.395	43	17	11	13	2		
21	Allyson Lynch	12	P	.500	8	4	1	2	0	3-1	5.6
23	Claire Mann	11	1B	.268	71	19	15	23	4		
28	Wrylee Osterhaus	11	C	.000	3	0	1	0	0		
33	Shelby Wolff	11	2B	.500	2	1	2	1	0		
42	Kalli Ulven	11	P	.521	71	37	22	25	2	20-3	1.301
44	Claire Anderson	9	Util	.000	1	0	0	0	0		

Season Record 29-4

Wayne	W	12-1
Elkhorn South	L	2-4
Bellevue East	W	6-1
Millard South	W	8-2
Gretna	L	7-15
Lincoln Northwest	W	12-0
NEN	W	8-0
Malcolm	W	6-2
Omaha Westside	W	6-2
Malcolm	W	9-1
Ashland-Greenwood	W	7-6
Elkhorn North	W	6-1
Norris	L	1-2
Omaha Gross Catholic	W	15-7
Nebraska City	W	9-2
Falls City	W	10-0
Omaha Buena Vista	W	7-0
Ralston	W	13-3
Waverly	W	8-0
Bennington	W	4-3
Elkhorn North	L	1-2
Elkhorn	W	6-2
Waverly	W	3-1
Hastings	W	11-0
Lincoln Northeast	W	8-3
Kearney	W	12-2
Lincoln North Star	W	8-5
Bishop Neumann	W	6-1
Bennington	W	4-1
Omaha Mercy	W	3-1
Platteview	W	10-0
Crete	W	10-0
Crete	W	5-3

WAVERLY Vikings | Maroon/White | 16-11

Superintendent: Dr. Cory Worrell
Principal: Megan Myers
Athletic Director: Brad McMillan
NSAA Team Enrollment: 212
Conference: Eastern Midlands
Head Coach: Beth Singleton
Assistant Coaches: Joe Selvage, Mike Otte, Dan Sharp
State Tournament Appearances: 2
Most Recent State Tournament: 2004

No.	Name	GR	POS	BA	AB	H	R	RBI	HR	W-L	ERA
1	Alexis Adams	11	3B	.245	53	13	11	7			
2	Olivia Grube	11	OF	.288	59	17	12	14			
4	Cailey Craddock	11	OF	.250	4	1	1				
5	Kaylei Denison	12	P	.278	72	20	2	10	1	16-10	4.42
6	Riley McCall	12	2B	.281	64	18	17	9	3		
7	Kassie Newell	10	Util	.286	7	2	12	3	1		
8	Raedynn Refshauge	12	DP	.303	33	10	2	8			
9	Berkley Lambrecht	10	C								
10	Alexis Shepherd	11	CF	.410	78	32	21	24	6		
11	Lily Krajewski	12	OF	.261	69	18	18	8			
12	Malia Thoms	12	SS	.329	79	26	23	17	5		
14	Mya Rourke	11	1B	.167	6	1					
15	Alexis Bivens	9	P	.195	41	8	9	8	2	0-1	3.70
16	Jillian Hind	9	Util				22				
18	Camdyn Anderson	10	INF								
21	Alexis Kontos	10	OF				9				
24	Tataum Peery	11	C	.375	72	27	9	30	8		

Season Record 16-11

Seward	W	9-4
Omaha Westside	W	11-4
Ralston	L	3-5
Omaha Roncalli Catholic/Duchesne Academy	W	6-4
Elkhorn	L	10-14
Lincoln Northwest	W	11-0
Omaha Skutt Catholic	W	10-5
Crete	W	11-2
Ashland-Greenwood	W	5-3
Wahoo	L	1-7
Northwest	L	0-7
Elkhorn North	W	9-1
Norris	W	5-2
Blair	L	0-8
Elkhorn	L	5-7
Bennington	L	1-11
Blair	L	1-3
McCook	W	4-2
Norris	L	1-4
Hastings	L	7-9
Norris	L	7-12
Omaha Gross Catholic	W	9-1
Ralston	W	9-1
Ashland-Greenwood	W	10-0
Elkhorn	W	4-3
Beatrice	W	6-4
Beatrice	W	15-5

BENNINGTON Badgers | Royal Blue/White | 21-10

Superintendent: Dr. Terry Haack
Principal: Dr. Greg Lamberty
Athletic Director: Chris Kessell
NSAA Team Enrollment: 366
Conference: Eastern Midlands Conference
Head Coach: Landon Blanchard
Assistant Coaches: Collin McClain, Mike Krambeck, Allie Reinhart
State Tournament Appearances: 9
Most Recent State Tournament: 2021
Runner-up: C/2008, B/2010

No.	Name	GR	POS	BA	AB	H	R	RBI	HR	W-L	ERA
1	Leyla Oconnor	10	P	.000	1	0	2	0	0	0-0	0.00
2	Morgan Dreessen	12	2B	.368	87	32	22	39	3		
3	Carmella Cooper	11	OF	.000	0	0	2	0	0		
4	Maddie Scobee	11	SS	.471	85	40	42	28	9		
5	Olivia Wiese	12	OF	.286	91	26	15	24	5		
6	Olivia Sangster	10	OF	.000	0	0	0	0	0		
7	Abi Brown	12	C	.494	85	42	14	38	12		
8	Ava Kuntz	10	DP	.323	62	20	10	17	2		
9	Hailli Vercoe	12	3B	.087	46	4	7	3	0		
10	Julissa Hauder	11	OF	.376	93	35	34	9	0		
12	Presley Baca	10	OF	.000	2	0	12	0	0		
13	Bayler Holdorf	11	OF	.200	55	11	11	4	1		
15	Ashley Dierks	11	Util	.000	9	0	2	0	0		
16	Olivia Fehlhaber	12	1B	.382	84	29	10	15	0		
17	Katie Wageman	11	OF	.200	5	1	26	0	0		
21	Rylee Reimer	11	Util	.000	1	0	0	0	0		
24	Reese Smith	12	P	.284	67	19	0	9	0	21-10	3.14

Season Record 21-10

Millard South	L	5-6
Omaha Marian	L	0-8
Papillion-LaVista	L	1-2
Papillion-LaVista South	W	5-2
Omaha Westside	W	12-2
Beatrice	L	6-7
GICC	L	5-7
Platteview	W	10-0
Central City	W	4-2
Elkhorn South	L	3-8
Omaha Mercy	W	9-0
Omaha Roncalli Catholic/Duchesne Academy	W	9-3
South Sioux City	W	12-0
Wahoo	L	0-9
Elkhorn	L	2-7
Elkhorn	W	11-6
Blair	L	3-4
Elkhorn North	W	8-0
Waverly	W	11-1
Lincoln Northwest	W	10-0
Hastings	W	5-4
Norris	W	11-5
York	W	10-1
Bellevue East	W	2-1
Norris	W	9-1
Elkhorn North	W	11-3
Blair	L	1-4
Cass	W	12-2
Elkhorn North	W	11-1
Omaha Mercy	W	5-4
Omaha Mercy	W	5-3

ELKHORN Antlers | Red/White | 18-9

Superintendent: Dr. Bary Habrock
Principal: Mark Schroeder
Athletic Director: Sara Fjell
NSAA Team Enrollment: 271
Conference: Eastern Midlands
Head Coach: Allen Schutte
Assistant Coaches: Tim Peterson, Nicole Reznicek, Brian Richter, Kaylee Schutte
State Tournament Appearances: 19
Most Recent State Tournament: 2021
State Championship Years: B/2004, B/2005, B/2006, B/2007, B/2014, B/2018
Runner-up: B/2000, B/2001, B/2012, A/2019

No.	Name	GR	POS	BA	AB	H	R	RBI	HR	W-L	ERA
2	Emerson Karstens	10	P	.200	10	2	0	1		8-1	4.29
4	Mya Larsen	11	2B	.378	82	31	36	14	2		
5	Jordyn Rochholz	12	SS	.329	79	26	34	11	3		
10	Rylee Bruno	11	RF	.200	15	3	3	3			
12	Emma Hague	12	CF	.418	79	33	27	41	7		
13	Paige Riley	12	3B	.170	53	9	10	4	1		
14	Reese Turman	10	1B				14				
17	Preslee Yager	10	OF				7				
19	Ava Anderson	12	LF	.213	61	13	13	6			
20	Claire Nuismer	11	P	.263	76	20	6	18	2	10-8	3.28
22	Elena Shipley	11	RF	.250	12	3	1	3			
26	Adriana Pagan	10	SS								
27	Makailey Beekman	11	1B	.211	57	12	8	11	3		
30	Kendall Rager	12	DP	.284	74	21	13	21	6		
32	Karlie Villwok	9	OF				7				
34	Annabelle Hensley	11	C	.308	65	20	6	17	6		
38	Ella Pearson	9	OF				2				
40	Kendra Mitchell	12	P								

Season Record 18-9

Millard West	L	0-3
Gretna	L	5-10
North Platte	W	3-1
Bellevue East	W	5-4
Waverly	W	14-10
DC West	W	12-1
Nebraska City	W	13-3
Wahoo	L	1-3
Hastings	W	12-9
Lincoln Northwest	W	14-2
Bennington	W	7-2
Bennington	L	6-11
Waverly	W	7-5
Lincoln Northwest	W	12-0
Blair	L	2-6
Norris	W	11-3
Ashland-Greenwood	W	4-0
Elkhorn South	L	0-4
Omaha Westside	W	8-2
Columbus	W	6-4
Norfolk	L	2-9
Lincoln Southwest	L	5-11
Elkhorn North	W	10-9
Waverly	L	3-4
South Sioux City	W	12-0
Columbus Lakeview	W	2-0
Columbus Lakeview	W	11-1

NORTHWEST Vikings | Black/Vegas Gold/White | 29-3

Superintendent: Dr. Jeffrey Edwards
Principal: PJ Smith
Athletic Director: Matt Fritsche
NSAA Team Enrollment: 272
Conference: Central 10 Conference
Head Coach: Mitch Sadd
Assistant Coaches: Natalie Starostka, Sara Olsen, Bailey Bryant
State Tournament Appearances: 7
Most Recent State Tournament: 2021

No.	Name	GR	POS	BA	AB	H	R	RBI	HR	W-L	ERA
01	Madison Cushing	12	INF	.316	79	25	22	26	0		
03	Kamrynn Mings	11	OF	.494	87	43	31	12	0		
04	Reyse Zobel	10	C	.451	91	41	10	43	9		
06	Grace Baasch	12	INF	.441	93	41	44	31	4		
08	Avyn Urbanski	12	OF	.505	93	47	43	40	10		
09	Kyra Ray	10	OF	.500	72	36	29	16	1		
10	Ava Smith	10	INF	.143	7	1	2	1	0		
11	Aubrey Olsufka	9	INF	.333	3	1	1	1	0		
12	Logan Meguire	9	INF	.000	0	0	0	0	0		
13	Ava Laurent	12	P	.255	47	12	0	9	0	24-1	.77
14	Kendal Morledge	10	INF	.000	1	0	0	0	0		
15	Jolie O'Hara	9	INF	.625	8	5	29	3	0		
17	Kylie Caspersen	11	P	.366	93	34	25	25	3	5-2	3.72
18	Libby Loman	9	P	.360	75	27	17	34	1	0-0	
21	Talia Bandt	12	C	.235	17	4	29	4	1		
22	Macie Folkers	9	C	.000	0	0	0	0	0		
23	Kayla Koehn	11	INF	.333	6	2	0	1	0		
25	Jalyssa Caldwell	10	OF	.000	0	0	0	0	0		
26	Laiken Dorsey	9	INF	.333	18	6	6	3	0		
27	Emily Spiehs	9	P	.000	0	0	0	0	0	0-0	

Season Record 29-3

Hastings	L	2-8
Beatrice	W	2-0
Omaha Skutt Catholic	W	16-8
Lexington	W	13-0
Lincoln Southeast	W	8-1
Millard North	L	4-8
Hastings	W	5-4
Kearney	W	11-3
Kearney	W	12-0
FCEMF	W	11-6
Milford	W	7-0
Elkhorn North	W	8-0
Waverly	W	7-0
GICC	W	8-3
North Platte	W	8-0
North Platte	L	1-4
Aurora	W	10-0
Cozad	W	13-0
Aurora	W	10-0
Southern Valley/Alma	W	12-0
NEN	W	8-0
York	W	12-0
Aurora	W	10-2
Bishop Neumann	W	6-0
Lincoln Northwest	W	13-0
Lexington	W	13-1
Crete	W	14-0
Seward	W	6-0
Hastings	W	8-0
O'Neill	W	10-1
Omaha Roncalli Catholic/Duchesne Academy	W	8-2
Omaha Roncalli Catholic/Duchesne Academy	W	12-0

SEWARD Bluejays | Blue/Yellow | 24-9

Superintendent: Dr. Josh Fields
Principal: Scott Axt
Athletic Director: John Moody
NSAA Team Enrollment: 175
Conference: Central
Head Coach: Shawn Carr
Assistant Coaches: Brock Anderson, Beth Bohuslavsky, Maddie Carlson
State Tournament Appearances: 11
Most Recent State Tournament: 2020
Runner-up: B/2009, B/2017

No.	Name	GR	POS	BA	AB	H	R	RBI	HR	W-L	ERA
1	Lauren Frihauf	9	SS	.396	101	40	37	14	2	0	0
2	Ava Krahulik	12	LF	.337	89	30	18	17	0	0	0
3	Jeffi Schaefer	10	2B	.571	7	4	1	3	1	0	0
4	McKenna Sides	10	P	.229	35	8	1	6	1	20-9	4.54
6	Emmalee Herring	11	RF	.375	8	3	9	5	1	0	0
9	Coral Collins	11	CF	.479	94	45	44	10	0	0	0
10	Dalaney Anderson	11	C	.516	95	49	21	48	7	0	0
13	Ona Stutzman	11	2B	.000	1	0	6	0	0	0	0
14	Tarryn Hartman	12	RF	.180	50	9	11	3	0	3-0	3.20
16	Haeven Hendrix	10	CF	.000	2	0	18	0	0	0	0
21	Avery Rodocker	9	1B	.375	16	6	10	1	0	0	0
22	Madison Green	10	3B	.333	9	3	12	2	1	0	0
23	Danielle Pallat	9	3B	.378	82	31	16	17	0	0	0
24	Karlee Baack	9	RF	.234	47	11	7	9	0	0	0
25	Jaydn Thomas	9	C	.667	3	2	3	2	0	0	0
28	Lovely Hibbert	11	DP	.449	89	40	23	29	3	0	0
29	Izebela Herring	9	1B	.438	96	42	15	34	1	1-0	4.32

Season Record 24-9

Waverly	L	4-9
Columbus Lakeview	W	3-2
Freeman	W	7-2
Wahoo	L	4-9
York	W	13-5
Crete	W	15-8
GICC	W	10-5
Centennial	W	13-0
Central City	W	3-2
Norris	W	12-11
Beatrice	L	9-10
GICC	W	10-4
Hastings	L	6-10
McCook	W	3-2
Fairbury	W	13-1
Malcolm	L	4-5
Milford	W	10-7
Lexington	W	12-0
Chadron	W	11-3
North Platte	L	1-6
Columbus Lakeview	W	7-6
Schuyler	W	7-0
Bishop Neumann	L	2-8
GICC	L	1-10
Omaha Burke	W	7-3
Aurora	W	6-2
Columbus Lakeview	W	19-2
Northwest	L	0-6
HAC	W	10-0
Crete	W	5-3
Schuyler	W	15-0
Hastings	W	9-8
Hastings	W	8-3

WAHOO Warriors | Blue/Gold | 28-2

Superintendent: Brandon Lavaley
Principal: Vernon Golladay
Athletic Director: Robert Barry
NSAA Team Enrollment: 107
Conference: Trailblazer Conference
Head Coach: Katrina Christen
Assistant Coaches: Elizabeth Gregg, Ashley Otte
State Tournament Appearances: 12
Most Recent State Tournament: 2021
State Championship Years: C/2010, C/2011, C/2013

No.	Name	GR	POS	BA	AB	H	R	RBI	HR	W-L	ERA
1	Sidney Smart	11	2B/SS	.439	82	36	37	40	5		
2	Hannah Herrera	11	INF	0.000	3	0	8	0	0		
3	Harper Hancock	12	C/OF	.519	79	41	34	22	1		
5	Brynna Fairbanks	11	Util								
6	Autumn Iversen	12	P/2B/SS	.606	94	57	58	50	19	13-2	1.627
7	Addison Lierman	9	OF	0.000	0	0	3	0	0		
8	Jaiden Swanson	12	P/INF	.394	94	37	28	42	4	15-0	1.345
9	Adelia Dunlap	10	OF	.176	67	19	27	18	0		
11	Lilly Obert	11	P/INF	.154	13	2	2	0	0		
12	Ava Lausterer	11	3B	.400	80	32	22	22	2		
14	Miranda Vanek	11	OF	.500	2	1	1	3	0		
17	Lillian Harris	11	OF	.324	71	23	24	21	3		
18	Madelyn Snyder	10	OF	.176	51	9	19	5	0		
22	Blake Hitz	9	C/INF	1.000	1	1	0	1	0		
24	Lanta Hitz	11	Util	.294	85	25	22	21	3		
30	Kassidy Beavers	11	P/1B	.500	10	5	1	3	0		

Season Record 28-2

Plattsmouth	W	14-0
Seward	W	9-4
Hastings St. Cecilia	W	14-3
NEN	W	10-2
Malcolm	W	3-2
Falls City	W	8-0
Syracuse	W	10-0
Yutan/Mead	W	4-0
Beatrice	W	13-12
Elkhorn	W	3-1
Crete	W	10-0
Waverly	W	7-1
Ashland-Greenwood	W	11-2
Bennington	W	9-0
Nebraska City	W	10-0
DC West	W	11-1
Tekamah-Herman	W	8-1
Ralston	W	8-0
Freeman	W	6-5
GICC	W	6-1
Platteview	W	17-0
Nebraska City	W	13-1
Beatrice	L	0-2
Norris	W	8-6
Arlington	W	9-0
Omaha Gross Catholic	W	21-4
Norris	L	4-5
Cuming County	W	19-0
McCook	W	10-0
McCook	W	11-0

SCOTTSBLUFF Bearcats | Red/White | 23-8

Superintendent: Andrew Dick
Principal: Justin Shaddick
Athletic Director: Dave Hoxworth
NSAA Team Enrollment: 447
Conference: Western
Head Coach: Dan Fox
Assistant Coaches: Sara Klein, Chris Laucomer, Terry Fox, Krista Sarchet
State Tournament Appearances: 3
Most Recent State Tournament: 2021

No.	Name	GR	POS	BA	AB	H	R	RBI	HR	W-L	ERA
2	Marly Laucomer	11	C	.372	94	35	36	22	0		
3	Kayla Lilley	9	OF	0	0	0	0	0	0	0	0
6	Aleigh Portenier	11	OF	.444	27	12	21	9	0		
8	Isabella Ramirez	9	SS	.333	3	1	8	0	0		
10	Adryana Rodriguez	10	SS	.325	80	26	27	18	0		
12	Tatum Heimerman	11	INF	.474	97	46	48	25	4		
15	Aubrey Barrett	12	P	.375	72	27	16	23	1	9-5	5.632
16	Jenna Spengler	11	C	.418	79	33	10	31	5		
17	Elizabeth Fuss	12	P	.000	2	0	0	2	0	13-2	3.270
20	Piper Ryschon	12	3B	.316	76	24	23	20	3		
21	Taryn Spady	12	CF	.574	94	54	47	45	10		
22	Loural McCoy	9	Util	.333	9	3	6	2	0	1-1	5.600
23	Aspyn Andreas	11	RF	.327	55	18	15	9	0		
29	Zoey Paez	11	1B	.400	80	32	22	32	5		
30	Michaela Henry	10	Util	.333	3	1	14	1	0		
33	Kiera Sarchet	9	INF	0	0	0	2	0	0		

Season Record 23-8

Lexington	W	15-6
Omaha Northwest	W	12-0
Gothenburg	W	6-3
HAC	W	9-0
Sterling, CO	W	11-3
Gering	W	19-1
Chadron	W	12-10
Beatrice	L	11-20
Fairbury	L	9-11
Centennial	W	12-0
Malcolm	L	3-6
Alliance	W	13-1
Alliance	W	12-4
Gering	W	4-3
Chadron	W	10-2
North Platte	L	6-12
North Platte	L	1-4
Gering	W	10-2
Crete	W	9-7
Aurora	L	4-6
Boone Central	W	9-0
Southern Valley/Alma	W	13-0
Alliance	W	5-0
Gothenburg	L	3-5
Southern Valley/Alma	W	13-2
St. Paul	W	5-4
Chadron	W	18-6
Alliance	W	14-1
Norris	W	12-8
Norris	L	5-9
Norris	W	12-1

HASTINGS PUBLIC SCHOOLS

Assuring the essential.
Expanding the possible.

BOARD OF EDUCATION
Jim Boeve, Board President
John Bohnam, Vice President
Sharon Brooks
Brent Gollner
Jodi Graves
Chris Shade
Tracey Katzberg
Laura Schneider
Becky Sullivan

ADMINISTRATION
Jeff Schneider, Superintendent
Lawrence Tunks, Director of Learning
Kandace Garwood, Director of Student Services
Trent Kelly, Director of Technology and Operations
David Essink, Director of Human Resources
Tom Szlanda, Principal
Rick Ripperger, Assistant Principal
Brian Laux, Assistant Principal
Tracy Douglas, Activities Director

Congratulations to all of the participating teams and their fans! You can be proud of what you have accomplished.

Hastings Public Schools welcomes you, and we commit ourselves to doing whatever it takes to assure you a great tournament experience.



Congratulations teams on making it to the High School State Softball Tournament

The community of Hastings welcomes you and your families!

Hastings Area Chamber of Commerce
301 South Burlington, Hastings, NE 68901

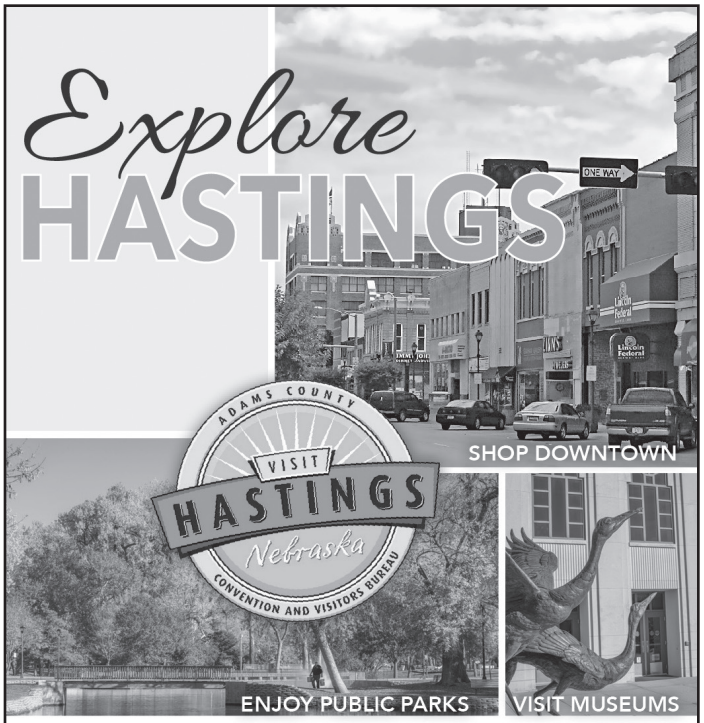

Find what you are looking for in Adams County.

VisitHastingsNebraska.com

402-461-2370 | Hastings, NE |

Adams County Convention & Visitors Bureau
proudly serving Adams County and the Hastings community!

2021 Team Champions

CLASS A Lincoln Southwest

CLASS B Omaha Skutt Catholic

CLASS C Bishop Neumann

SOUTHEAST COMMUNITY COLLEGE
STORM
Keep playing the sport you love!
Complete the Prospect Form at: https://bit.ly/3QYmv66

WATCH HIGH SCHOOL SPORTS
LIVE
ON THE NFHS NETWORK
NFHS NETWORK
Stream LIVE or On Demand from any device.
WWW.NFHSNETWORK.COM
SUBSCRIBE | FOLLOW | WATCH
Desktop
Mobile
Tablet
Connected Apps
Download on the App Store
GET IT ON Google Play
tv
Google TV
fire tv
Roku

Class C

NSAA Softball Bracket

Game 1 ▪ Field 1 ▪ Oct. 12 ▪ 11:30 am

#1
St. Cecilia
Bluehawks/Hawkettes (32-2) 45.8235
vs.
#8
Milford
Eagles (21-8) 42.7241

Game 2 ▪ Field 4 ▪ Oct. 12 ▪ 11:30 am

#4
Central City
Bison (24-3) 44.5556
vs.
#5
Malcolm
Clippers (25-9) 44.0588

Game 3 ▪ Field 3 ▪ Oct. 12 ▪ 11:30 am

#3
Bishop Neumann
Cavaliers (24-5) 44.7241
vs.
#6
NEN
Vipers (23-8) 43.8065

Game 4 ▪ Field 2 ▪ Oct. 12 ▪ 11:30 am

#2
Yutan/Mead
Patriots (29-1) 45.0333
vs.
#7
Polk County
Slammers (25-10) 42.8571

Game 5 ▪ Field 3 ▪ Oct. 12 ▪ 4:30 pm

Winner Game 1 vs. Winner Game 2

Game 6 ▪ Field 4 ▪ Oct. 12 ▪ 4:30 pm

Winner Game 3 vs. Winner Game 4

Game 7 ▪ Field 3 ▪ Oct. 13 ▪ 9:00 am

Loser Game 1 vs. Loser Game 2

Game 8 ▪ Field 4 ▪ Oct. 13 ▪ 9:00 am

Loser Game 3 vs. Loser Game 4

Game 9 ▪ Field 2 ▪ Oct. 13 ▪ 2:00 pm

Loser Game 6 vs. Winner Game 7

Game 10 ▪ Field 1 ▪ Oct. 13 ▪ 2:00 pm

Winner Game 8 vs. Loser Game 5

Game 11 ▪ Field 1 ▪ Oct. 13 ▪ 4:30 pm

Winner Game 5 vs. Winner Game 6

Game 12 ▪ Field 2 ▪ Oct. 13 ▪ 4:30 pm

Winner Game 9 vs. Winner Game 10

Game 13 ▪ Field 4 ▪ Oct. 14 ▪ 11:30 am

Winner Game 12 vs. Loser Game 11

Championship
Game 14 ▪ Field 4 ▪ Oct. 14 ▪ 2:00 pm

Winner Game 11 vs. Winner Game 13

Game 15 ▪ Field 4 ▪ Oct. 15

If Needed – 30 minutes after conclusion of Game 14

HASTINGS ST. CECILIA Bluehawks/Hawkettes | Blue/White | 32-2

Superintendent: Fr. Tom Brouillette
Principal: Fr. Cyrus Rowan
Athletic Director: Clint Head
NSAA Team Enrollment: 38
Conference: Centennial West
Head Coach: Ryan Ohnoutka
Assistant Coaches: Josie Bumgardner, Matt Rossow
State Tournament Appearances: 4
Most Recent State Tournament: 2021

No.	Name	GR	POS	BA	AB	H	R	RBI	HR	W-L	ERA
1	Allison Stritt	12	Util	.408	76	31	34	22	0		
2	Tatum Krikac	11	3B	.333	51	17	19	14	2		
3	Emery Vargas	9	SS	.314	35	11	19	7	1		
4	Kyler Weidner	9	OF	.382	76	29	29	15	0		
5	Isabella Kvols	10	OF	.461	102	47	36	21	1		
6	Addison Demuth	11	OF	.294	17	5	9	7	0		
7	Chloe Rossow	10	2B	.452	73	33	26	21	1		
9	Abigail Musalek	10	C	.447	103	46	13	43	8		
12	Avery Kissinger	9	2B	.231	26	6	12	5	0		
15	Paisley Mangers	9	C	.500	66	33	16	21	7		
22	Brooke Bohlke	10	1B	.412	34	14	12	14	1		
24	Anna Stritt	10	OF	.333	6	2	23	1	0		
25	Grace Ganatra	10	OF	.303	33	10	24	12	0		
39	Jordan Head	12	P	.406	96	39	15	40	9	14-2	2.39
44	Audrey Rossow	9	P	.298	47	14	5	18	2	16-0	2.10

Season Record 32-2

Wahoo	L	3-14
NEN	W	9-8
Freeman	W	7-2
Centennial	W	9-6
Kearney Catholic	W	8-4
Central City	W	5-2
Ralston	L	1-3
DC West	W	9-2
CCV	W	17-5
Omaha Mercy	W	2-0
Guardian Angels Central Catholic	W	16-3
Aquinas Catholic	W	6-5
North Platte	W	2-1
Crete	W	12-3
HAC	W	14-6
Southern Valley/Alma	W	10-0
CCV	W	8-0
FCEMF	W	7-2
Polk County	W	5-4
Kearney Catholic	W	7-3
Minden	W	14-3
Gothenburg	W	4-3
Twin River	W	15-0
St. Paul	W	1-0
Gering	W	9-6
Wayne	W	4-1
Ord	W	13-1
Boone Central	W	14-5
Guardian Angels Central Catholic	W	9-1
McCook	W	9-8
St. Paul	W	7-3
Ord	W	10-0
FCEMF	W	16-3
FCEMF	W	10-3

MILFORD Eagles | Purple/White | 21-8

Superintendent: Kevin Wingard
Principal: Brandon Mowinkel
Athletic Director: Jason Weber
NSAA Team Enrollment: 83
Conference: Southern Nebraska
Head Coach: Shelly Mowinkel
Assistant Coaches: Chad Carraher, Cody Gregory, Marty Rowland
State Tournament Appearances: 11
Most Recent State Tournament: 2018

No.	Name	GR	POS	BA	AB	H	R	RBI	HR	W-L	ERA
1	Josie Hansen	12	OF	.273	11	3	6	0	0		
2	Riley Springer	10	P/INF	.342	38	13	3	6	0	8-3	3.482
3	Addisyn Mowinkel	11	INF	.482	85	41	30	30	7		
4	Aylandra Roth	10	OF	.392	74	29	18	23	3		
5	Maeli Kubicek	9	P/INF	.395	81	32	27	25	3	0-0	4.500
6	Delaney Carraher	9	P/INF	1.000	1	1	19	1	0	0-0	0
7	Macy Stutzman	11	OF	.176	74	13	15	10	0		
8	Myranda Schildt	11	P	.231	39	9	0	10	0	13-5	3.135
9	Kaitlin Kontor	12	INF	.308	78	24	26	13	0		
10	Izabelle Yeackley	10	P/INF	.402	92	37	31	25	7		
11	Ava Maple	11	INF	0.000	3	0	0	0	0		
13	Amy Bousquet	12	OF	0.000	4	0	7	0	0		
15	Hannah Wittstruck	10	INF/OF	0.000	0	0	3	0	0		
19	Autumn Wissenburg	12	INF	0.000	0	0	6	0	0		
22	Mekenzie Riley	12	INF/DP	.301	73	22	7	13	1		
27	Clara Maple	11	INF	0.000	0	0	0	0	0		
34	Camille Stauffer	12	INF	.471	85	40	3	20	4		

Season Record 21-8

Yutan/Mead	L	0-3
Nebraska City	W	8-7
Cass	W	7-4
Wilber-Clatonia	W	12-0
Syracuse	W	14-0
Wilber-Clatonia	W	13-1
Freeman	W	6-5
Malcolm	L	4-9
Northwest	L	0-7
Centennial	W	4-3
Fairbury	W	9-1
York	W	7-5
Fairbury	W	5-4
Centennial	W	9-0
Seward	L	7-10
Blue River	W	9-1
Aquinas Catholic	L	1-4
Polk County	W	5-4
Crete	L	4-5
Raymond Central	W	13-1
Blue River	W	18-10
Fairbury	W	12-0
FCEMF	W	8-6
Blue River	W	5-3
Fairbury	W	9-0
Aquinas Catholic	L	4-8
Aquinas Catholic	L	4-7
Aquinas Catholic	W	5-3
Aquinas Catholic	W	3-0

CENTRAL CITY Bison | Green/White/Gold | 24-3

Superintendent: Jeff Jensen
Principal: Holee Hanke
Athletic Director: Justin Anderson
NSAA Team Enrollment: 79
Conference: LouPlatte
Head Coach: Neely Moser
Assistant Coaches: Reub Burbach, Brandon Wright, Maria McDougall
State Tournament Appearances: 4
Most Recent State Tournament: 2020

No.	Name	GR	POS	BA	AB	H	R	RBI	HR	W-L	ERA
1	Emma Brandes	9	Util	.167	12	2	29	0	0		
3	Ava Steinke	12	SS	.408	71	29	23	24	4		
4	Caleigh Botsch	11	C	.489	88	43	16	40	2		
5	Adilyn Deibert	9	OF	0	0	0	0	0	0		
6	Makenna Schenk	12	DP	.386	44	17	15	11	0		
7	Abigail Coleman	9	OF	0	1	0	0	0	0		
8	Emma Steinke	10	2B	.367	49	18	14	13	2		
9	Reagan Fousek	9	Util	.500	6	3	7	2	0		
11	Payton Burbach	9	3B	.447	76	34	44	25	1	2-1	2.33
12	Celeste Moser	11	CF	.297	74	22	7	22	0		
13	Jerzie Schindler	11	P	.577	71	41	13	28	6	22-2	1.61
15	Bailey Greving	11	LF	.167	6	1	2	1	0		
16	Haley Throener	12	OF	0	0	0	2	0	0		
19	Hallie Rutherford	11	RF	.391	69	27	25	17	1		
20	Kamryn Wright	11	Util	1.000	1	1	9	1	0		
21	Cheyenne Veach	9	Util	0	2	0	15	0	0		
22	Londyn Fisher	9	INF	1.000	1	1	3	2	0		
24	Karlee Seitz	11	1B	.400	80	32	14	34	2		

Season Record 24-3

Boone Central	W	12-0
Polk County	W	4-3
Hastings St. Cecilia	L	2-5
Aurora	W	7-1
Seward	L	2-3
Bennington	L	2-4
Columbus Lakeview	W	8-6
CCV	W	6-0
St. Paul	W	6-1
Minden	W	20-0
Blue River	W	10-2
Twin River	W	13-0
FCEMF	W	9-1
Aurora	W	2-0
Ord	W	12-2
Southern Valley/Alma	W	10-2
Schuyler	W	24-1
Aquinas Catholic	W	7-6
O'Neill	W	6-0
Hershey	W	10-0
Highway 91	W	11-3
GICC	W	8-2
CCV	W	10-0
Boone Central	W	14-6
Polk County	W	5-4
Ponca	W	10-0
Ponca	W	9-0

MALCOLM Clippers | Royal Blue/White | 25-9

Superintendent: Ryan Terwilliger
Principal: Greg Adams
Athletic Director: Dallas Sweet
NSAA Team Enrollment: 84
Conference: Trailblazer
Head Coach: Andrew Edwards
Assistant Coaches: Travis Meyer, Jay Babb, Ian Thompson, Rick Meyer
State Tournament Appearances: 6
Most Recent State Tournament: 2021
State Championship Years: C/2016
Runner-up: C/2017

No.	Name	GR	POS	BA	AB	H	R	RBI	HR	W-L	ERA
3	Jessica Sandell	10	OF	.407	91	37	39	28	1		
6	Anna Schweitzer	11	OF	.167	12	2	10	1	0		
8	Jhordyn Kirkpatrick	11	OF	.083	12	1	4	0	0		
11	Alanea Babb	12	C/3B	.404	89	36	28	35	3		
12	Alyssa Fortik	12	SS	.526	95	50	57	25	6		
14	Ava Helms	11	C	.388	106	38	20	45	6		
15	Sidney Holliday	12	INF/OF	170	47	8	16	5	0		
17	Tekamah Bratrsovsky	11	OF	.257	74	19	10	11	1		
18	Karsyn Broders	12	OF	.138	29	4	13	4	0		
20	Keira Farritor	11	1B/3B	.443	88	50	28	39	4		
21	Mikiah Witzel	9	Util								
23	Emma Brown	12	P/1B	.338	80	27	20	45	6	17-5	3.80
24	Carmen Vrbka	11	Util	.000	0	0	0	0	0	0	
25	Grace Green	9	C	.000	0	0	0	0	0		
26	Shaylee Heidtbrink	9	P	.000	4	0	2	2	0	1-0	2.33
27	Madysen Wall	9	2B	000	7	0	3	0			
30	Olivia Seitz	9		.000	7	0	3	0	0		
32	Lucille Brockhaus	11	OF	.077	39	3	18	2	0		

Season Record 25-9

Auburn	W	10-1
Cozad	W	3-1
Crete	W	17-6
Wahoo	L	2-3
NEN	W	5-0
Blair	L	2-6
Bellevue West	L	2-8
Blair	L	1-9
Cozad	L	2-4
Ralston	W	2-1
Milford	W	9-4
Freeman	W	10-2
FCEMF	W	10-2
Scottsbluff	W	6-3
Elkhorn North	L	5-7
Lincoln Northwest	W	11-1
Beatrice	L	2-5
Ashland-Greenwood	W	4-3
Seward	W	5-4
Fairbury	W	8-4
Platteview	W	5-1
Elkhorn North	W	10-6
Nebraska City	W	17-5
Plattsmouth	W	14-1
Beatrice	L	3-8
Nebraska City	W	15-7
Plattsmouth	W	11-0
Bishop Neumann	L	0-8
Lincoln Northwest	W	13-0
Omaha Buena Vista	W	7-0
Raymond Central	W	15-0
North Bend Central	W	16-0
Guardian Angels Central Catholic	W	10-5
Guardian Angels Central Catholic	W	19-8

BISHOP NEUMANN Cavaliers | Scarlet/Gold/Gray | 24-5

Superintendent: Fr. Lee Jirovsky
Principal: John Kreikemeier
Athletic Director: Rick Ahrens
NSAA Team Enrollment: 66
Conference: Centennial
Head Coach: David Brabec
Assistant Coaches: Jonella Wonka, Bob Sloup, Brianna Brabec
State Tournament Appearances: 9
Most Recent State Tournament: 2021
State Championship Years: C/2017, C/2021
Runner-up: C/2015, C/2018

No.	Name	GR	POS	BA	AB	H	R	RBI	HR	W-L	ERA
1	Lainey Weist	12	OF	.351	57	20	22	17	1	3-1	4.53
2	Adelyn Zwick	10	OF	.000	1	0	1	2	0	1-0	7.00
3	Aubree Milliken	9	OF	.000	0	0	1	0	0	1-1	3.50
4	Aubrey Sylliaasen	12	INF	.393	84	33	24	16	0		
5	Rylie Lechtenberg	9	INF	.000	0	0	1	0	0		
6	Ela Lanik	11	INF	.000	7	0	3	0	0		
7	Grace Schulz	12	INF	.425	87	37	30	27	3		
8	Addison Sylliaasen	9	P	.000	2	0	0	0	0	18-3	2.10
9	Avery Mayberry	12	OF	.524	82	43	40	34	13		
10	Kaylee Sabatka	11	INF	.000	2	0	0	0	0		
11	Lizzie Lilly	11	OF	1.000	1	1	28	1	0		
12	Ana Fisher	10	OF	1.000	2	2	0	2	0		
14	Kaysha Swartz	12	INF	.403	62	25	23	16	3		
17	Logan Sylliaasen	12	INF	.238	63	15	20	10	1		
18	Emma Reitz	11	C	.750	4	3	2	3	0		
19	Hannah Morin	9	OF	.000	0	0	0	0	0		
20	Jill Johnson	10	OF	.425	80	34	29	36	7		
22	Bridget Whitney	10	C	.429	77	33	3	26	3		
26	Kya Swartz	12	INF	.250	64	16	16	17	2		
27	Grace Ryan	10	OF	.500	2	1	1	1	0		

Season Record 24-5

NEN	L	3-5
FCEMF	W	11-0
Centennial	W	9-6
Ashland-Greenwood	W	9-3
Aquinas Catholic	W	5-3
Arlington	W	13-3
Cuming County	W	14-0
Aquinas Catholic	W	16-3
Wayne	W	10-2
Fort Calhoun	W	11-3
Omaha Gross Catholic	W	16-4
Omaha Mercy	W	3-1
Omaha Mercy	L	1-4
Yutan/Mead	L	1-11
Fairbury	W	11-2
Seward	W	8-2
DC West	W	13-0
Aurora	W	13-0
Northwest	L	0-6
Elkhorn North	W	10-0
Blair	L	1-6
Guardian Angels Central Catholic	W	11-3
Malcolm	W	8-0
Lincoln Northwest	W	12-0
Omaha Buena Vista	W	7-0
Guardian Angels Central Catholic	W	6-1
NEN	W	9-6
Chadron	W	8-0
Chadron	W	12-4

NEN Vipers | Black, Silver, and White. | 23-8

Superintendent: Jason Dolliver, Chad Boyer
Principal: Eric Miller, Aric Butterfield
Athletic Director: Amp Ferg, Jason Polk
NSAA Team Enrollment: 99
Conference: East Husker
Head Coach: Clay Haymart
Assistant Coaches: Jackson Belt, Shane Schuster, Holly Bower
State Tournament Appearances: 1

No.	Name	GR	POS	BA	AB	H	R	RBI	HR	W-L	ERA
1	Danika Alexander	11	OF	.500	2	1	14	2	0		
2	Audra Knapp	11	OF	.333	3	1	4	0	0		
4	Madalyn Dolliver	9	P	.171	35	6	3	6	0	11-3	3.64
5	Paige Schuster	12	OF	.552	87	48	38	33	5		
6	Lillie Timm	12	INF	.582	91	53	29	43	6		
8	Emma Krusemark	12	P	.244	41	10	0	10	0	11-5	3.87
10	Maya Dolliver	10	INF	.347	95	33	38	13	0	1-0	4.5
11	Taylar Clark	11	OF	.417	42	15	14	18	3		
13	Taylor Scholting	10	INF	.430	79	34	28	28	3		
14	Camryn Miller	12	INF	.281	64	18	7	21	0		
15	Riley Ross	9	INF	0	0	0	0	0	0		
16	Emma Heller	12	OF	.400	106	36	44	19	3		
18	Allie Rutar	9	C	.400	15	6	4	3	0		
19	Anna Krusemark	11	OF	.160	25	4	8	3	0		
20	Avery Wegner	11	C	.352	91	32	15	23	5		
21	Peyton Miller	9	OF	0	1	0	0	0	0		
22	Anna Jacobs	9	INF	.000	1	0	3	0	0		
23	ZoeyAnn Duncan	9	INF	.000	0	0	0	0	0		

Season Record 23-8

Bishop Neumann	W	5-3
Hastings St. Cecilia	L	8-9
Columbus Lakeview	L	2-4
Wahoo	L	2-10
Twin River	W	12-4
Blair	L	0-8
Malcolm	L	0-5
Polk County	W	8-2
O'Neill	W	11-1
Blue River	W	17-3
O'Neill	W	10-0
Cuming County	W	14-0
Tekamah-Herman	W	11-1
Pierce	W	15-0
Guardian Angels Central Catholic	L	1-2
Boone Central	W	6-1
Gothenburg	W	10-1
Northwest	L	0-8
Arlington	W	7-4
Wayne	W	13-7
Twin River	W	6-3
North Bend Central	W	8-0
Highway 91	W	13-1
Ponca	W	10-9
North Bend Central	W	15-1
Highway 91	W	11-3
Fort Calhoun	W	10-1
Bishop Neumann	L	6-9
Ponca	W	7-2
St. Paul	W	9-8
St. Paul	W	10-2

YUTAN/MEAD Patriots | Red/White/Blue | 29-1

Superintendent: Mitch Hoffer, P.J. Quinn
Principal: Brandy Thompson, Darin Kovar
Athletic Director: Josh Lynch, Terry Hickman
NSAA Team Enrollment: 78
Conference: Nebraska Capitol Conference
Head Coach: Ryan Glatter
Assistant Coaches: Randy Siske, Brooke Campbell, Bill Watts, Ron Helmick
State Tournament Appearances: 6
Most Recent State Tournament: 2021
State Championship Years: C/2008
Runner-up: C/2006, C/2021

No.	Name	GR	POS	BA	AB	H	R	RBI	HR	W-L	ERA
00	Alexis Polak	12	OF	.226	53	12	17	12	2		
1	Maycee Hays	11	C	.521	73	38	28	34	2		
9	Jordyn Campbell	9	Util	.367	60	22	23	14	2		
11	Sophia Brennan	12	1B	.479	73	35	23	34	8		
13	Alyssa Husing	12	OF	.494	77	38	18	22	0		
14	Molly Besch	9	OF	.000	1	0	0	1	0		
18	Delaney Shield	9	Util	.500	6	3	23	2	1		
19	Ella Watts	12	2B	.537	82	44	45	27	7	7-0	1.024
21	Taylor Novak	12	OF	.288	59	17	17	15	2		
23	Laycee Josoff	12	SS	.543	70	38	45	37	8		
25	Adie Gale	9	Util	.000	3	0	15	0	0		
30	Shaylynn Campbell	12	P	.385	91	35	3	29	3	22-1	.481
39	Andi Nelson	11	1B	.000	6	0	1	1	0		
41	Beth Brennan	9	Util	.250	4	1	1	0	0		
42	Kaiti Hansen	12	1B	.438	32	14	6	7	1		
44	Rylee Kirchmann	10	OF	.375	8	3	4	4	2		
72	Kylie King-Ennis	12	OF	.000	0	0	1	0	0		
77	Addison Smith	9	OF	.000	0	0	0	0	0		

Season Record 29-1

Milford	W	3-0
Omaha Westview	W	10-0
North Bend Central	W	11-0
Raymond Central	W	12-0
Logan View/Scribner-Snyder	W	11-0
Plattsmouth	W	18-1
Wahoo	L	0-4
Freeman	W	2-1
Twin River	W	9-0
Bishop Neumann	W	11-1
Cass	W	7-1
Syracuse	W	13-0
Ashland-Greenwood	W	8-0
Tekamah-Herman	W	19-0
Aquinas Catholic	W	10-0
Polk County	W	8-0
Schuyler	W	12-0
Fort Calhoun	W	9-1
Guardian Angels Central Catholic	W	8-0
Syracuse	W	11-0
Ashland-Greenwood	W	3-2
Fort Calhoun	W	10-1
DC West	W	9-0
Arlington	W	10-0
Auburn	W	12-0
Tekamah-Herman	W	13-0
DC West	W	8-0
Freeman	W	8-2
Falls City	W	7-2
Falls City	W	8-0

POLK COUNTY Slammers | Black/White | 25-10

Superintendent: Brent Hollinger, Jason Lavaley, Kim Beran
Principal: Justin Dewitt, Brent Breckner, Micah Fisher
Athletic Director: Jimmy Blex, Evan Feezell, Greg Wood
NSAA Team Enrollment: 97
Conference: Crossroads
Head Coach: Laureen Powell
Assistant Coaches: Carrie Swanson, Johanna Nielsen, Tom Schlief
State Tournament Appearances: 1

No.	Name	GR	POS	BA	AB	H	R	RBI	HR	W-L	ERA
1	Kylee Krol	11	SS/OF	.275	92	25	37	18	1		
2	Sierra Boden	12	CF	.329	82	27	24	17			
3	Elizabeth Rutherford	10	C	.000	1	0	17	0			
4	Kaleena Nuttelman	10	2B	.288	63	19	10	11			
5	Charisa Boden	10	3B/RF	.154	26	4	12	4			
7	Shyenne Krol	9	3B	.000	0	0	2	0			
8	Esperanza Lesiak	11	OF	1.000	1	1	1	1			
9	Jacelyn Rutherford	12	2B	.125	9	1	1	1			
10	Makayla Quilhot	10	OF	.1.000	1	1	1	1			
11	Savanna Boden	10	2B	.382	102	39	40	22	2		
12	Kylie Anderson	12	DP	.000	1	0	1	0			
13	Roberta Hines	12	1B	.168	99	18	15	12			
14	Madysen Berggren	9	INF	.500	2	1	0	1	0		
16	Lindee Kelley	10	P/SS/OF	.387	97	39	44	24	3		
17	Michaela Graham	11	OF	.250	4	1	5	0			
18	Courtney Sunday	11	P/3B	.379	103	39	5	43	2	20-9	3.50
20	Emma Roberts	11	C	.402	102	41	5	28	3		
22	Emaree Dickey	9	SS/OF	.500	2	1	25	1			
24	Adrienne Waller	9	P/3B	.444	85	36	18	25	3	5-1	2.88
26	McKinley Warnick	10	1B	1.000	1	1	0	1			

Season Record 25-10

Highway 91	W	13-2
Falls City	W	10-9
Raymond Central	W	11-3
South Sioux City	W	14-1
Central City	L	3-4
Boone Central	W	8-4
Schuyler	W	17-0
Logan View/Scribner-Snyder	W	9-0
NEN	L	2-8
Pierce	W	10-6
St. Paul	L	5-7
Pierce	W	3-2
CCV	L	4-5
Boone Central	W	9-7
Twin River	W	10-0
Ord	W	11-3
Gothenburg	L	1-13
Kearney Catholic	W	10-8
FCEMF	W	7-4
Hastings St. Cecilia	L	4-5
Omaha Mercy	W	2-1
Milford	L	4-5
Yutan/Mead	L	0-8
Centennial	W	10-0
Blue River	W	11-3
York	W	10-6
Gering	W	11-7
HAC	W	10-2
Wayne	L	5-8
Aquinas Catholic	W	6-2
Pierce	W	14-4
Central City	L	4-5
Twin River	W	5-0
Gothenburg	W	7-3
Gothenburg	W	8-1

Proud sponsor of the

State Softball Tournament!

RUNZA

Three Hastings locations:

2900 Osborne Drive East • 2101 W 2nd • 126 N Elm

Russ's MARKET

Offering Five Star Service

611 N. Burlington Ave.

Open 6am-6pm Daily

John A. Cerveny, D.C.

Adams County Chiropractic - Red Cloud Chiropractic

406 N. Minnesota Ave - Hastings, NE 68901 — 402-463-5111

20 N.Webster St. - Red Cloud, NE 68970 — 402-746-3435

Acupuncture - Nutrition - Sports Injuries

Fans:

ENOUGH IS ENOUGH!

Bad behavior at high school athletic events
has gotten OUT OF CONTROL.

Are YOU part of the problem?

Always be respectful, encouraging and positive.

Let's come together to #BenchBadBehavior for good!

BenchBadBehavior.com

BENCH BAD BEHAVIOR

NFHS

NSAA
NEBRASKA SCHOOL ACTIVITIES ASSOCIATION

Past Champions

Class A

2021-Lincoln Southwest (40-6) 16, Lincoln East (35-10) 7
2020-Papillion-La Vista (36-0) 12, North Platte (32-11) 0 (3 innings)
2019-Papillion-La Vista (36-0) 15, Elkhorn (30-5) 2 (6 innings)
2018-Lincoln Southwest (39-5) 9, Papillion-La Vista (34-2) 5
2017-Papillion-LaVista (36-2) 16,
Lincoln Southwest (38-6) 4 (4 in.)
2016-Millard South (29-7) 11, Papillion-LaVista (33-5) 9
2015-Omaha Marian (29-3) 8, Papillion-LaVista (31-6) 5
2014-Millard South (31-2) 9, Omaha Marian (27-5) 1
2013-Millard South (32-4) 13, Papillion-La Vista (34-3) 4
2012-Millard South (29-5) 12, Papillion-La Vista South (28-8) 1, (4 in.)
2011-Millard South (29-3) 6, Lincoln Southwest (39-7) 2
2010-Papillion-La Vista (28-4) 6, Millard South (25-6) 2
2009-Lincoln Southwest (37-2) 2, Lincoln North Star (34-12) 1
2008-Lincoln Southwest (34-7) 4, Papillion-La Vista (35-3) 3
2007-Papillion-La Vista (35-4) 8, Lincoln Southwest (29-12) 0 (5 in.)
2006-Papillion-La Vista (28-5) 4, Lincoln East (30-13) 1
2005-Millard South (32-4) 5, Papillion-La Vista (26-13) 0
2004-Papillion-La Vista (37-6) 3, Millard West (29-8) 0
2003-Papillion-La Vista (34-5) 4, Millard North (23-17) 0
2002-Papillion-La Vista (34-3) 6, Omaha Burke (29-7) 4
2001-Papillion-La Vista (29-8) 2, Lincoln Southeast (42-3) 1 (8 in.)
2000-Papillion-La Vista (34-4) 2, Omaha Westside (29-10) 0
1999-Papillion-La Vista (35-5) 10, Omaha Westside (26-10) 0
1998-Papillion-La Vista (40-3) 8, Millard North (24-14) 0
1997-Papillion-La Vista (39-3) 9, North Platte (34-8) 0
1996-Papillion-La Vista (37-3) 6, Millard South (35-6) 4
1995-Papillion-La Vista (34-10) 6, Ralston (30-6) 2
1994-Lincoln Southeast (32-8) 3, Millard South (22-11) 1
1993-Millard North (30-4) 10, Omaha Gross Catholic (27-4) 6

Class B

2021-Omaha Skutt Catholic (33-0) 14, Hastings (35-6) 2 (3 innings)
2020-Omaha Skutt Catholic (32-3) 8, Hastings (33-5) 4
2019-Wayne (35-4) 5, Beatrice (32-6) 3
2018-Elkhorn (30-6) 3, Beatrice (30-9) 0
2017-Crete (28-8) 12, Seward (22-11) 2 (6 in.)
2016-Elkhorn South (31-2) 9, Gretna (31-6) 2
2015-Gretna (24-12) 6, Elkhorn South (27-7) 5
2014-Elkhorn (30-5) 5, Elkhorn South (28-9) 2
2013-Omaha Skutt Catholic (28-4) 2, York (36-3) 1
2012-Lincoln Pius X (27-7) 12, Elkhorn (25-9) 4, (6 in.)
2011-Omaha Skutt Catholic (29-4) 5, Beatrice (25-7) 3
2010-Blair (25-5) 2, Bennington (29-6) 1
2009-Blair (27-4) 1, Seward (25-6) 0 (8 in.)
2008-Blair (26-3) 4, Omaha Skutt Catholic (24-6) 1
2007-Elkhorn (30-1) 3, Beatrice (29-7) 2
2006-Elkhorn (30-2) 8, Ralston (20-13) 3
2005-Elkhorn (31-4) 1, Beatrice (30-4) 0
2004-Elkhorn (32-4) 1, Beatrice (31-5) 0
2003-Beatrice (29-6) 4, Ralston (27-9) 0
2002-Lincoln Pius X (29-6) 3, Beatrice (29-4) 2
2001-Beatrice (32-4) 3, Elkhorn (25-5) 0
2000-Beatrice (29-5) 2, Elkhorn (29-8) 0
1999-Ralston (27-7) 8, Cozad (24-8) 0
1998-Ralston (30-4) 5, Beatrice (23-12) 2
1997-Ralston (22-7) 3, McCook (30-7) 0

Class C

2021-Bishop Neumann (34-2) 6, Yutan/Mead (31-7) 0
2020-Guardian Angels Central Catholic (28-3) 12,
Kearney Catholic (30-7) 0 (3 innings)
2019-Fairbury (28-5) 6, Guardian Angels Central Catholic (29-5) 5
2018-Wayne (35-0) 3, Bishop Neumann (27-10) 2
2017-Bishop Neumann (26-8) 14, Malcolm (28-6) 13
2016-Malcolm (32-5) 9, Cozad (26-8) 0 (5 in.)
2015-Conestoga (31-3) 7, Bishop Neumann (29-7) 1
2014-Guardian Angels Central Catholic (26-8) 4,
Ashland-Greenwood (20-14) 2
2013-Wahoo (29-6) 10, Wayne (29-9) 6
2012-Arlington (26-7) 8,
Guardian Angels Central Catholic (26-15) 0, (5 in.)
2011-Wahoo (28-7) 10, Ashland-Greenwood (18-16) 3
2010-Wahoo (26-2) 12, Ashland-Greenwood (23-13) 4
2009-Friend (27-4) 3, Wayne (30-5) 1
2008-Yutan/Mead (28-1) 4, Bennington (27-9) 0
2007-Tekamah-Herman (29-9) 10, Wayne (27-7) 8 (12 in.)
2006-Columbus Lakeview (24-4) 7, Yutan/Mead (23-5) 5 (9 in.)
2005-Fillmore Central/Exeter-Milligan (34-1) 1, Logan View (28-8) 0
2004-Wayne (34-0) 1, Ashland-Greenwood (30-5) 0
2003-Wayne (36-2) 5, Fairbury (24-7) 2
2002-Cozad (38-6) 6, Columbus Lakeview (20-7) 3
2001-Cozad (23-5) 7, Ashland-Greenwood (14-11) 0

NSAA State Softball

State Records

TEAM CATEGORIES

Consecutive Wins: 73, Papillion-La Vista, 2019-2021
Class A: 73, Papillion-La Vista, 2019-2021
Class B: 30, Bennington, 2011; Wayne, 2011
Class C: 41, Wayne, 2003-2005

Most Innings Played One Game: 14, Omaha Roncalli/Ft. Calhoun vs. Omaha Gross Catholic, 2002
Class A: 13, Millard South vs. Papillion-La Vista, 1997; Omaha Westside vs. Lincoln Southeast, 2007
Class B: 14, Omaha Roncalli/Ft. Calhoun vs. Omaha Gross Catholic, 2002
Class C: 12, Wayne vs. Tekamah-Herman, 2007

Most Runs Scored-Season: 425, Lincoln Southwest, 2017 & 2018
Class A: 425, Lincoln Southwest, 2017 & 2018
Class B: 373, Scottsbluff, 2021
Class C: 407, Hastings St. Cecilia, 2021

Most Runs Scored-Game, Both Teams: 49, Beatrice (25) vs. Lincoln East (24), 2012
Class A: 49, Lincoln East (24) vs. Beatrice (25), 2012
Class B: 49, Beatrice (25) vs. Lincoln East (24), 2012
Class C: 45, Milford (25) vs Aquinas Catholic (20), 2020

Most Runs Scored-Game, One Team: 41, Schuyler, 1993; Omaha Westside, 1993
Class A: 41, Omaha Westside, 1993
Class B: 41, Schuyler, 1993
Class C: 32, Boone Central, 2002

Most Runs Scored-Per Game Season Average: 10.7, Hastings St. Cecilia, 2021
Class A: 10.27, Millard South, 2014
Class B: 10, Hastings, 2021
Class C: 10.7, Hastings St. Cecilia, 2021

Most Runs Scored-Inning: 24, Schuyler, 1993
Class A: 18, Grand Island, 2012; Grand Island, 2013
Class B: 24, Schuyler, 1993
Class C: 20, Aquinas Catholic, 2018

Most Hits-Season: 515, Lincoln Southwest, 2017
Class A: 515, Lincoln Southwest, 2017
Class B: 434, Omaha Gross Catholic, 1997
Class C: 402, Hastings St. Cecilia, 2021

Most Hits-Game: 25, Beatrice, 2012
Class A: 24, Lincoln Southeast, 2021
Class B: 25, Beatrice, 2012
Class C: 23, Cozad, 2014

Most Doubles-Season: 108, Northwest, 2015
Class A: 95, Lincoln Southwest, 2018
Class B: 108, Northwest, 2015
Class C: 91, Bishop Neumann, 2021

Most Triples-Season: 34, Beatrice, 2005
Class A: 30, Columbus, 1996
Class B: 34, Beatrice, 2005
Class C: 30, Cozad, 2002, 2011

Most Home Runs-Season: 84, Lincoln East, 2021
Class A: 84, Lincoln East, 2021
Class B: 67, Hastings, 2021
Class C: 51, Hastings St. Cecilia, 2021

Most Stolen Bases-Season: 223, Scottsbluff, 2020
Class A: 178, Papillion-La Vista, 2012
Class B: 223, Scottsbluff, 2020
Class C: 170, Highway 91, 2021

Most Stolen Bases-Game: 23, Cass County Central, 2012
Class A: 12, Millard South, 2004 (twice); Papillion-La Vista, 2012 & 2013
Class B: 21, Beatrice, 1998
Class C: 23, Cass County Central, 2012

Shutouts Pitched-Season: 32, Wayne, 2004
Class A: 30, Papillion-La Vista, 1997, 1998
Class B: 27, Beatrice, 2001
Class C: 32, Wayne, 2004

Consecutive Shutout Innings: 129, Wayne, 2004
Class A: 77 1/3, Papillion-La Vista, 1999
Class B: 107, Elkhorn, 2007
Class C: 129, Wayne, 2004

Fewest Runs Allowed Per Game-Season: : 0.176, Wayne, 2004
Class A: 0.521, Papillion-La Vista, 1998
Class B: 0.405, Beatrice, 2001
Class C: 0.176, Wayne, 2004

Fewest Earned Runs Allowed Per Game-Season: 0.088, Wayne, 2004
Class A: 0.139, Papillion-La Vista, 1998
Class B: 0.135, Beatrice, 2001
Class C: 0.088, Wayne, 2004

Consecutive Innings No Earned Runs: 160, Papillion-La Vista, 1998-99
Class A: 160, Papillion-La Vista, 1998-99
Class B: 107, Elkhorn, 2007
Class C: 129, Wayne, 2004

Lowest ERA - Season: 0.093, Wayne, 2004
Class A: 0.147, Papillion-La Vista, 1998
Class B: 0.140, Beatrice, 2001
Class C: 0.093, Wayne, 2004

Most No-Hitters (3-inning games excluded)-Season: 18, Wayne, 2004
Class A: 14, Papillion-La Vista, 1999
Class B: 13, Wayne, 2019
Class C: 18, Wayne, 2004

INDIVIDUAL CATEGORIES

Most Runs Scored-Season: 81, Emma Kauf, Lincoln Southwest, 2018
Class A: 81, Emma Kauf, Lincoln Southwest, 2018
Class B: 68, Lauren Riley, York, 2017; Ellie McCoy, Hastings, 2018
Class C: 72, Courtney Sandell, Malcolm, 2016; Bailey Kissinger, Hastings St. Cecilia, 2021

Most Runs Scored-Game: 6, Steph Dixon, Omaha Westside, 1993; Sarah Yocom, Cozad, 2014
Class A: 6, Steph Dixon, Omaha Westside, 1993
Class B: 5, Kelly Moats, Beatrice, 1996; Erin Hortman, Beatrice, 1996; Hanah Barnard, Beatrice, 2012; Bailey Collingham, Aurora, 2017; Lauren Riley, York, 2017
Class C: 6, Sarah Yocom, Cozad, 2014

Most Runs Scored-Career: 236, Emma Kauf, Lincoln Southwest, 2018
Class A: 236, Emma Kauf, Lincoln Southwest, 2018
Class B: 206, Lauren Riley, York, 2017
Class C: 226, Gabby Moser, Central City, 2019

Hits-Season: 93, Amanda Lehotak, Omaha Gross Catholic, 1997
Class A: 86, Carson Fischer, Lincoln Southwest, 2017
Class B: 93, Amanda Lehotak, Omaha Gross Catholic, 1997
Class C: 80, Lindsey Anderson, Central City, 2009

Hits-Game: 7, Sarah Yocom, Cozad, 2014
Class A: 6, Lyndsey Crist, Lincoln East, 2012
Class B: 6, Chantel Adams, Beatrice, 2012; Hanah Barnard, Beatrice, 2012; Jordyn Stearns, York, 2013
Class C: 7, Sarah Yocom, Cozad, 2014

Hits-Career: 264, Bailey Dawson, Lincoln Southeast, 2004
Class A: 264, Bailey Dawson, Lincoln Southeast, 2004
Class B: 241, Hannah Camenzind, Omaha Skutt, 2021
Class C: 221, Bailey Kissinger, Hastings St. Cecilia, 2021

Consecutive Games with a Hit: 36, Emma Rosonke, Omaha Burke, 2019
Class A: 36, Emma Rosonke, Omaha Burke, 2019
Class B: 35, Amanda Lehotak, Omaha Gross Catholic, 1997
Class C: 25, Sarah Yocom, Cozad, 2016

Runs Batted In-Season: 73, Carson Fischer, Lincoln Southwest, 2017
Class A: 73, Carson Fischer, Lincoln Southwest, 2017
Class B: 69, Ellie McCoy, Hastings, 2018, Brady Laucomer, Scottsbluff, 2021
Class C: 66, Kynlee Marquez, Southern Valley/Alma, 2019

Runs Batted In-Game: 10, Nicole Warren, Papillion-La Vista South, 2011
Class A: 10, Nicole Warren, Papillion-La Vista South, 2011
Class B: 10, Tessa Villotta, Blair, 2021
Class C: 9, Brooke Murdoch, Conestoga, 2011

Runs Batted In-Career: 215, Kylie Allen, Auburn, 2020
Class A: 214, Emma Kauf, Lincoln Southwest, 2018
Class B: 200, Jordyn Stearns, York, 2015
Class C: 215, Kylie Allen, Auburn, 2020

Highest Batting Averages-Season (Must be in at least 50% of team's games): .719, Maggy Rieschick, Auburn, 2015
Class A: .712, Alyssa Gappa, Omaha Northwest, 2019
Class B: .690, Alicia Armstrong, Beatrice, 2011
Class C: .719, Maggy Rieschick, Auburn, 2015

Highest Batting Averages-Career (Must play at least two years and be in 50% of team's games during career):
.604, Natalie Kissinger, Hastings St. Cecilia, 2019
.593, Morgan Semm, Centura, 2020
.591, Hannah Camenzind, Omaha Skutt, 2021
.590, Gabby Moser, Central City, 2019
.582, Courtney Sandell, Malcolm, 2016
.557, Kaylan Jablonski, Omaha Skutt Catholic, 2013
.543, Maggy Rieschick, Auburn, 2015
.535, Emma Kauf, Lincoln Southwest, 2018
.535, Alyssa Gappa, Omaha Northwest, 2019
.534, Sam Alm, Millard West, 2017
.531, Lauren Hedlund, Boone Central/Newman Grove, 2019
.527, Tori Homolka, Wilber-Clatonia, 2016
.524 Rylie Unzicker, Millard South, 2016
.520, Lauren Wobken, Guardian Angels Central Catholic, 2016
.517 Kaelan Schultz, Hastings, 2021
.516, Erin Lockhart, Lincoln Southeast, 2014
.514, Alicia Armstrong, Beatrice, 2011
.513, Jennifer Carson, Columbus, 1997
.512, Jaeleigh Darnell, Auburn, 2021
.507, Genevieve Greer, Omaha Northwest, 2018
.506, Steffen Hooi, Omaha Central, 1995
.506, Bailey Collingham, 2017
.506, Emma Rosonke, Omaha Burke, 2020
.501, Jennifer Boeve, Hastings, 2017
.501, Bailey Kissinger, Hastings St. Cecilia, 2021
.500, Gina Metzler, Papillion-LaVista, 2013

.500, Nikki Haget, Elkhorn, 2007
.499, Amanda Lehotak, Omaha Gross Catholic, 1998
.498, Brady Laucomer, Scottsbluff, 2021
.497, Rylee Scholl, Falls City, 2017, Kaetyn Harrah, Weeping Water, 2021
.494, Madi Unzicker, Millard South, 2013
.490, Camille Fowler, Millard South, 2015
.490, Courtney Potter, Raymond Central, 2016
.487, Brooke Murdoch, Conestoga, 2012
.484, Courtney Wallace, Papillion-La Vista, 2017
.483, Shaye Butler, Hastings St. Cecilia, 2021
.482, Cassie Humphrey, Chadron, 2005
.480, Jen Daro, Omaha Skutt Catholic, 2012
.478, Cassie Kleinsmith, Omaha Marian, 2003
.476, Niki Dosland, Elkhorn, 1995
.475, Kylie Allen, Auburn, 2020
.470, Sam Dellinger, Papillion-LaVista, 2015
.470, Leah Grant, Auburn, 2021
Class A: .535, Emma Kauf, Lincoln Southwest, 2018; Alyssa Gappa, Omaha Northwest, 2019
Class B: .557, Kaylan Jablonski, Omaha Skutt Catholic, 2013
Class C: .604, Natalie Kissinger, Hastings St. Cecilia, 2019

Home Runs-Season: 24, Ellie McCoy, Hastings, 2018
Class A: 23, Morgan Adams, Lincoln East, 2021
Class B: 24, Ellie McCoy, Hastings, 2018
Class C: 21, Gabby Moser, Central City, 2018

Home Runs-Game: 3, by all individuals below:
Class A: 3, Allie Cromer, Elkhorn South, 2021, Kacie Hoffman, Elkhorn South, 2020, Nicole Warren, Papillion-La Vista South, 2011, Jessica Rogers, Lincoln Southwest, 2014; Lyndsey Crist, Lincoln East, 2014; Kristen Van Hoosen, Millard West, 2014; Madison Luderman, Bellevue East, 2018; Roni Foote, Millard South, 2018; Jordy Bahl, Papillion-LaVista, 2019; Faith Mills, Gretna, 2020; Katelyn Neumayer, Lincoln Southeast, 2020; Ryan Ewoldt, Lincoln Southeast, 2020; Kirsten Peterson, Lincoln Northeast, 2021
Class B: 3, Jen Daro, Omaha Skutt, 2012; Alexis Grimmett, Adams Central, 2013; Tianna Hausman, Beatrice, 2014; Karli Shalon, David City/East Butler, 2014; Josie Bumgardner, Adams Central, 2014; Caitlyn Parr, Northwest, 2017; Meg Rieschick, Auburn, 2014; Taylar Coleman, North Platte, 2016; Kylie Engleman, North Platte, 2016; Kennedy Maly, Wayne, 2016; Sadie Carpenter, Adams Central, 2019; Klair Fagot, Lexington, 2020; Nessa McMillen, Blair, 2021, Samantha Schmidt, Hastings, 2021, Delaney Mullen, Hastings, 2021
Class C: 3, Taylor Cameron, Syracuse, 2007; Gabby Moser, Central City, 2017; Lana Hebda, Twin River, 2018; Alexis Bliven, Gothenburg, 2019, Lauren Hedlund, Boone Central/Newman Grove, 2019; Jordyn Bohuslavsky, Aquinas Catholic, 2020; Kylie Allen, Auburn, 2020; Tayelor Butler, Hastings St. Cecilia, 2020

Home Runs-Career: 65, Kaelan Schultz, Hastings, 2021
Class A: 63, Ryan Ewoldt, Lincoln Southeast, 2021
Class B: 65, Kaelan Schultz, Hastings, 2021
Class C: 63, Kylie Allen, Auburn, 2020

Doubles-Game: 4, Cassie Kleinsmith, Omaha Marian, 2002; Emily Gordon, Omaha Burke, 2003; Lia Mancuso, Omaha Central, 2011; Morgan Essman, Lincoln East, 2014; Kynlee Marquez, Southern Valley/Alma, 2019
Class A: 4, Cassie Kleinsmith, Omaha Marian, 2002; Emily Gordon, Omaha Burke, 2003; Lia Mancuso, Omaha Central, 2011; Morgan Essman, Lincoln East, 2014
Class B: 3, Krista Kalkwarf, Seward, 1997; Cathy Novak, Crete, 1997; Jeana Hegeholz, Seward, 2000; Jessi Jadlowski, Ralston, 2005; Kiley Thalken, Bennington, 2009; Sydney Hames, Bennington, 2010 & 2011; Laura Roecker, Elkhorn, 2011; Bailey Foulk, Aurora, 2013; Taylor Zehendner, Grand Island CC, 2014 Emma Grenfell, York, 2014; Alexis Pedersen, Northwest, 2015; Tabby Johansen, Aurora, 2017; Tori Kneische, Wayne, 2019, Brady Laucomer, Scottsbluff, 2021
Class C: 4, Kynlee Marquez, Southern Valley/Alma, 2019, Brooklyn Rathe, Weeping Water, 2021

Doubles-Season: 23, Megan May, Lincoln Southeast, 2013
Class A: 23, Megan May, Lincoln Southeast, 2013
Class B: 21, Alex Kentner, Grand Island Central Catholic/Doniphan-Trumball, 2013
Class C: 21, Allison Hendrickson, Cozad, 2005; Rachel Potter, Raymond Central, 2018

Doubles-Career: 66, Tori Homolka, Wilber-Clatonia, 2016
Class A: 62, Megan May, Lincoln Southeast, 2013
Class B: 65, Hannah Camenzind, Omaha Skutt, 2021
Class C: 66, Tori Homolka, Wilber-Clatonia, 2016

Triples-Game: 4, Emily Gordon, Omaha Burke, 2003
Class A: 4, Emily Gordon, Omaha Burke, 2003
Class B: 3, Jenna Dell, Beatrice, 2005; Taylor Kadavy, York, 2011; Stephanie Finnegan, Cozad, 2011
Class C: 3, Jessica Dotzler, Bennington, 2002; Bailey Andersen, Arlington, 2017; Lauren Hedlund, Boone Central/Newman Grove, 2019

Triples-Season: 12, Maggy Rieschick, Auburn, 2013
Class A: 11, Sara Loeffelholz, Omaha Marian, 2005
Class B: 12, Maggy Rieschick, Auburn, 2013
Class C: 11, Pook German, Cozad, 2002; Lauren Hedlund, Boone Central/Newman Grove, 2018

Triples-Career: 30, Lauren Hedlund, Boone Central/Newman Grove, 2019
Class A: 23, Leigh Suhr, Papillion-La Vista, 1997
Class B: 28, Maggy Rieschick, Auburn, 2015
Class C: 30, Lauren Hedlund, Boone Central/Newman Grove, 2019

Stolen Bases-Season: 80, KK Houser, Lincoln Southeast, 2008
Class A: 80, KK Houser, Lincoln Southeast, 2008
Class B: 67, Melanie Dorsey, Cozad, 2000
Class C: 58, Lauren Hedlund, Boone Central/Newman Grove, 2018

Stolen Bases-Game: 8, Lindsay Harris, Beatrice, 1998; KK Houser, Lincoln Southeast, 2008
Class A: 8, KK Houser, Lincoln Southeast, 2008
Class B: 8, Lindsay Harris, Beatrice, 1998
Class C: 7, Cassie Pralle, Southern, 2001

Stolen Bases-Career: 163, KK Houser, Lincoln Southeast, 2008
Class A: 163, KK Houser, Lincoln Southeast, 2008
Class B: 153, Melanie Dorsey, Cozad, 2000
Class C: 121, Lauren Hedlund, Boone Central/Newman Grove, 2019

Most Wins Pitching-Season: 37, Dana Wertz, Lincoln Southeast, 2001
Class A: 37, Dana Wertz, Lincoln Southeast, 2001
Class B: 33, Renee Lobeda, Lincoln Pius X, 2003
Class C: 34, Molly Hill, Wayne, 2003

Most Wins Pitching-Career: 115, Tammy Nielsen, Fremont, 2000
Class A: 115, Tammy Nielsen, Fremont, 2000
Class B: 106, Karlee Seevers, 2017
Class C: 84, Molly Hill, Wayne, 2004

Consecutive Pitching Wins: 39, Molly Hill, Wayne, 2003-2004
Class A: 31, Peaches James, Papillion-La Vista, 1998-99
Class B: 25, Karlee Seevers, York, 2015
Class C: 39, Molly Hill, Wayne, 2003-2004

Most Shutouts-Season: 32, Molly Hill, Wayne, 2004
Class A: 24, Dana Wertz, Lincoln Southeast, 2002
Class B: 25, Tara Oltman, Beatrice, 2005
Class C: 32, Molly Hill, Wayne, 2004

Most Shutouts-Career: 67, Dana Wertz, Lincoln Southeast, 2002
Class A: 67, Dana Wertz, Lincoln Southeast, 2002
Class B: 55, Ashley Hagemann, Elkhorn, 2007; Karlee Seevers, York, 2017
Class C: 65, Molly Hill, Wayne, 2004

Consecutive Shutouts: 24, Molly Hill, Wayne, 2004
Class A: 19, Peaches James, Papillion-La Vista, 1998-99
Class B: 14, Ashley Hagemann, Elkhorn, 2007
Class C: 24, Molly Hill, Wayne, 2004

Consecutive Shutout Innings: 170, Molly Hill, Wayne, 2004
Class A: 162 1/3, Peaches James, Papillion-La Vista, 1998-99
Class B: 107, Ashley Hagemann, Elkhorn, 2007
Class C: 170, Molly Hill, Wayne, 2004

Consecutive Innings No Earned Runs Allowed: 257 2/3, Peaches James, Papillion-La Vista, 1998-99
Class A: 257 2/3, Peaches James, Papillion-La Vista, 1998-99
Class B: 121 2/3, Tori Kneische, Wayne, 2019
Class C: 228, Molly Hill, Wayne, 2003-04

Lowest Earned Run Average-Season: (Must have pitched at least 30 percent of team's total innings):
0.00, Molly Hill, Wayne, 2004
0.04, Peaches James, Papillion-La Vista, 1999
0.08, Pook German, Cozad, 2001
0.11, Peaches James, Papillion-La Vista, 1998
0.15, Jordy Bahl, Papillion-LaVista, 2019
0.16, Ashley DeBuhr, Beatrice, 2002
0.16, Tara Oltman, Beatrice, 2005
0.18, Faith Cain, Millard West, 2010
0.19, Peaches James, Papillion-La Vista, 1997
0.19, Cheris Kuster, Norris, 2001
0.19, Ashley DeBuhr, Beatrice, 2001
0.19, Becca Changstrom, Lincoln Southwest, 2009
Class A:
0.04, Peaches James, Papillion-La Vista, 1999

NSAA State Softball

State Records

0.11, Peaches James, Papillion-La Vista, 1998
0.15, Jordy Bahl, Papillion-LaVista, 2019
0.18, Faith Cain, Millard West, 2010
0.19, Peaches James, Papillion-La Vista, 1997
0.19, Becca Changstron, Lincoln Southwest, 2009
0.22, Joselyn Mays, Papillion-La Vista, 1998
0.23, Shannon Briley, Millard North, 1993
0.26, Dana Wertz, Lincoln Southeast, 2002
0.27, Kylie Hovinga, Papillion-La Vista, 2006
0.28, Courtney Wallace, Papillion-La Vista, 2017
0.29, Joselyn May, Papillion-La Vista, 1997
Class B:
0.16, Ashley DeBuhr, Beartice, 2002
0.16, Tara Oltman, Beatrice, 2005
0.19, Cheris Kuster, Norris, 2001
0.19, Ashley DeBuhr, Beatrice, 2001
0.22, Sydney Hames, Bennington, 2011
0.25, Carly Nielsen, Blair, 2009
0.28, Jenny Hunt, Ralston, 1998
0.33, Mandy Osborn, Blair, 2006
0.34, Ashley Hagemann, Elkhorn, 2006
0.38, Ashley Hagemann, Elkhorn, 2007
0.38, Brittany Telecky, Seward, 2009
Class C
0.00, Molly Hill, Wayne, 2004
0.08, Pook German, Cozad, 2001
0.21, Molly Hill, Wayne, 2003
0.25, Nikole Lenhart, Bennington, 2001
0.26, Pook German, Cozad, 2002
0.28, Tori Kneische, Wayne, 2018
0.43, Ashley Mathews, Cozad, 2003
0.45, Kelly Sladek, Fillmore Central, 2004
0.47, Cassy Miller, Wayne, 2008
0.55, Toree Crouse, Southern, 2001
0.59, Brittany Schuller, Columbus Lakeview, 2006
0.59, Brooke Sass, Bennington, 2008

Lowest Earned Run Average-Career (must have played at least two years and pitched at least 30 percent of a team's total innings): 0.13, Peaches James, Papillion-La Vista, 1996-99
Class A: 0.13, Peaches James, Papillion-La Vista, 1999
Class B: 0.27, Tara Oltman, Beatrice, 2005
Class C: 0.21, Molly Hill, Wayne, 2004

Most No-Hitters (3-inning games excluded)-Season: 18, Molly Hill, Wayne, 2004
Class A: 11, Peaches James, Papillion-La Vista, 1999
Class B: 12, Tori Kneische, Wayne, 2019
Class C: 18, Molly Hill, Wayne, 2004

Most No-Hitters (3-inning games excluded)-Career: 33, Molly Hill, Wayne, 2002-2004
Class A: 20, Tammy Nielsen, Fremont, 2000
Class B: 21, Tori Kneische, Wayne, 2019
Class C: 33, Molly Hill, Wayne, 2004

Most Perfect Games (3-inning games excluded)-Season: 6, Molly Hill, Wayne, 2004; Becca Changstrom, Lincoln Southwest, 2009
Class A: 6, Becca Changstrom, Lincoln Southwest, 2009
Class B: 5, Tara Oltman, Beatrice, 2005
Class C: 6, Molly Hill, Wayne, 2004

Most Perfect Games (3-inning game excluded)-Career: 11, Molly Hill, 2002-2004
Class A: 7, Becca Changstrom, Lincoln Southwest, 2009
Class B: 9, Karlee Seevers, York, 2017
Class C: 11, Molly Hill, Wayne, 2004

Consecutive Perfect Games (3-inning games excluded) 3, Peaches James, Papillion-La Vista, 1999
Class A: 3, Peaches James, Papillion-La Vista, 1999
Class B: 2, Jama Carlson, Elkhorn, 1998; Cheris Kuster, Norris, 2002; Tara Oltman, Beatrice, 2005; Karlee Seevers, York, 2017
Class C: 2, Molly Hill, Wayne, 2004

Strikeouts-Season: 543, Molly Hill, Wayne, 2004
Class A: 482, Becca Changstrom, Lincoln Southwest, 2009
Class B: 499, Tori Kneische, Wayne, 2019
Class C: 543, Molly Hill, Wayne, 2004

Strikeouts-7-Inning Game or Less: 22, Molly Hill, Wayne, 2004
Class A: 20, Lindsey Zastrow, Papillion-LaVista; Paige Policky, Lincoln North Star, 2009; Becca Changstrom, Lincoln Southwest, 2009
Class B: 21, Tori Kniesche, Wayne, 2019
Class C: 22, Molly Hill, Wayne, 2004

Consecutive Strikeouts: 27, Tori Kneische, Wayne, 2019
Class A: 18, Tammy Nielsen, Fremont, 1999
Class B: 27, Tori Kneische, Wayne, 2019
Class C: 24, Molly Hill, Wayne, 2004

Strikeouts-Career: 1,548, Tammy Nielsen, Fremont, 2000
Class A: 1,548, Tammy Nielsen, Fremont, 2000
Class B: 1,008, Ashley Hagemann, Elkhorn, 2007
Class C: 1,303, Molly Hill, Wayne, 2004

Championship Bests

Most State Championship Appearances
Papillion-La Vista, 30
Millard South, 21
Beatrice, 20
Elkhorn, 19
Millard North, 19
Millard West, 19
Wayne, 17
Lincoln Southeast, 17
Lincoln Southwest, 16
Omaha Marian, 16
Cozad, 15
Ralston, 15
Blair, 14
McCook, 14
North Platte, 14
Papillion-La Vista South, 13
Omaha Skutt Catholic, 12
Wahoo, 12
Ashland-Greenwood, 11
Gretna, 11
Guardian Angels Central Catholic, 11
Hastings, 11
Milford, 11
Omaha Westside, 11
Seward, 11
Columbus Lakeview, 10
Bennington, 9
Bishop Neumann, 9
Fairbury, 9
Norris, 9
Omaha Gross Catholic, 9
Centennial, 8
Grand Island, 8
Lincoln East, 8
Lincoln North Star, 8
Fillmore Central/Exeter-Milligan, 7
Gothenburg, 7
Northwest, 7
Auburn, 6
Elkhorn South, 6
Lincoln Pius X, 6
Malcolm, 6
Omaha Burke, 6
Twin River, 6
York, 6
Yutan/Mead, 6
Arlington, 5
Fremont, 5

Most State Championships
Papillion-La Vista, 16
Elkhorn, 6
Millard South, 6
Lincoln Southwest, 4
Omaha Skutt Catholic, 4
Wayne, 4
Beatrice, 3
Blair, 3
Ralston, 3
Wahoo, 3
Bishop Neumann, 2
Cozad, 2
Lincoln Pius X, 2
Guardian Angels Central Catholic, 2
Arlington, 1
Columbus Lakeview, 1
Conestoga, 1
Crete, 1
Elkhorn South, 1
Fairbury, 1
Fillmore Central/Exeter-Milligan, 1
Friend, 1
Gretna, 1
Lincoln Southeast, 1
Malcolm, 1
Millard North, 1
Omaha Marian, 1
Tekamah-Herman, 1
Yutan/Mead, 1

Consecutive State Championships
Papillion-La Vista, 10 (A/1995-2004)
Millard South, 4 (2011-14)
Elkhorn, 4 (2004-07)
Blair, 3 (2008-10)
Ralston, 3 (1997-99)
Beatrice, 2 (2000-01)
Cozad, 2 (2001-02)
Lincoln Southwest, 2 (2008-09)
Omaha Skutt Catholic, 2 (2020-21)
Wahoo, 2 (2010-11)
Wayne, 2 (2003-04)
Wayne, 2 (2018-19)

Most Times in Finals
Papillion-La Vista, 22
Beatrice, 11
Elkhorn, 10
Millard South, 9
Lincoln Southwest, 7
Wayne, 7
Ashland-Greenwood, 5
Omaha Skutt Catholic, 5
Ralston, 5
Bishop Neumann, 4
Cozad, 4
Guardian Angels Central Catholic, 4
Blair, 3
Elkhorn South, 3
Millard North, 3
Wahoo, 3
Bennington, 2
Columbus Lakeview, 2
Fairbury, 2
Gretna, 2
Hastings, 2
Lincoln East, 2
Lincoln Pius X, 2
Lincoln Southeast, 2
Malcolm, 2
North Platte, 2
Omaha Marian, 2
Omaha Westside, 2
Seward, 2
Yutan/Mead, 2
Arlington, 1
Conestoga, 1
Crete, 1
Fillmore Central/Exeter-Milligan, 1
Friend, 1
Kearney Catholic, 1
Lincoln North Star, 1
Logan View, 1
McCook, 1
Millard West, 1
Omaha Burke, 1
Omaha Gross Catholic, 1
Papillion-La Vista South, 1
Ralston, 1
Tekamah-Herman, 1
York, 1

Special Olympics Nebraska

Special Olympics
Unified Champion Schools

LET'S NOT WAIT FOR HALFTIME TO MAKE A CHANGE.

People with intellectual disabilities are excluded and discriminated against every day. It's time we team up and take the field to change this. Together, as one, intolerance and injustice don't stand a chance.

Join the team at playunified.org