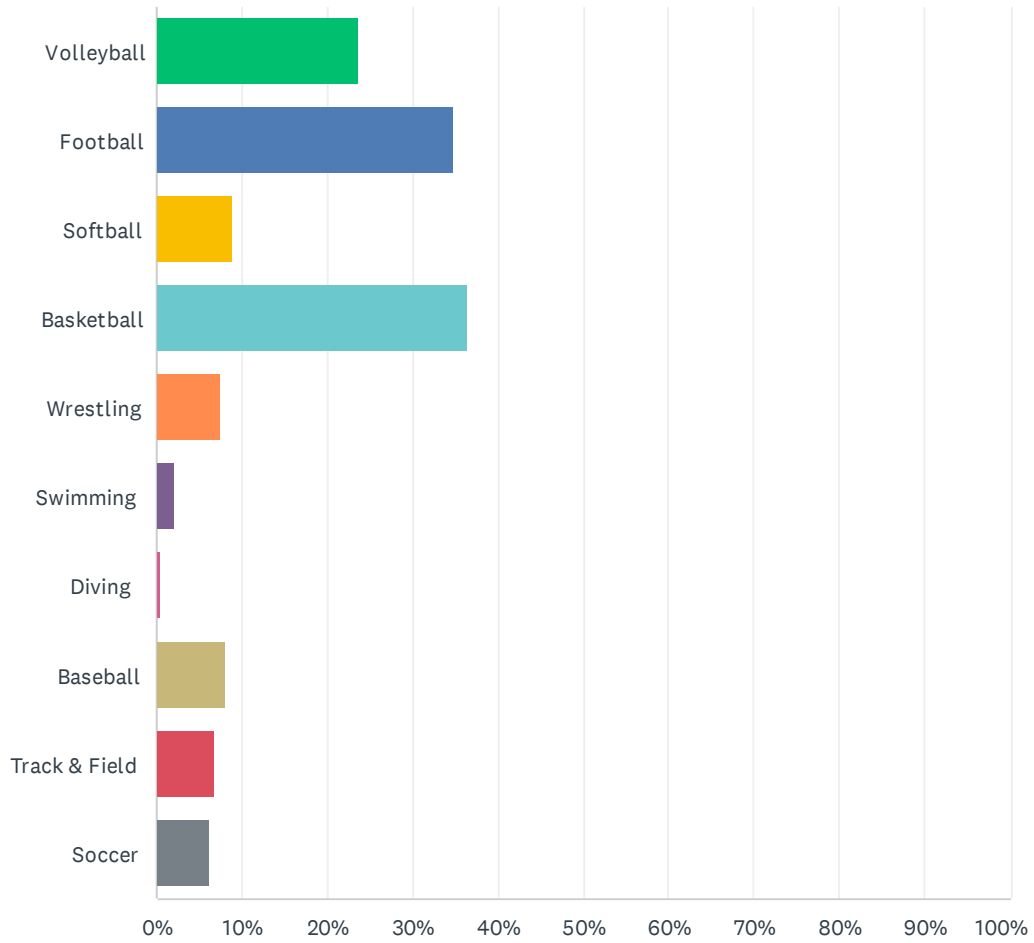


Q1 What sport(s) do you officiate? Check all that apply.

Answered: 1,050 Skipped: 1

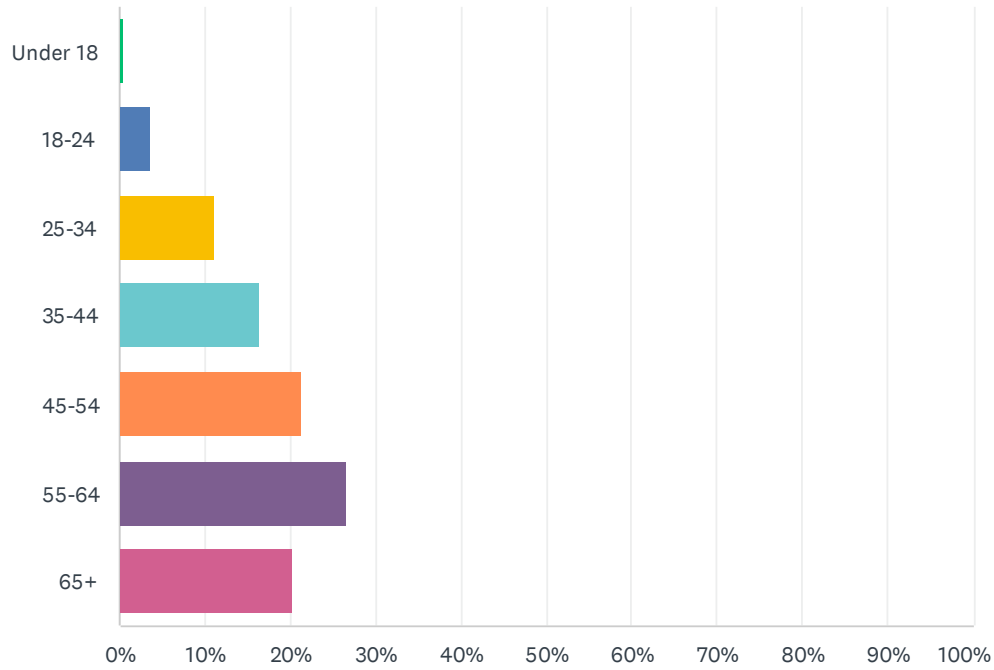


2024 NSAA Officials' Survey

ANSWER CHOICES	RESPONSES	
Volleyball	23.71%	249
Football	34.86%	366
Softball	8.95%	94
Basketball	36.48%	383
Wrestling	7.52%	79
Swimming	2.19%	23
Diving	0.48%	5
Baseball	8.10%	85
Track & Field	6.86%	72
Soccer	6.19%	65
Total Respondents: 1,050		

Q2 What is your age?

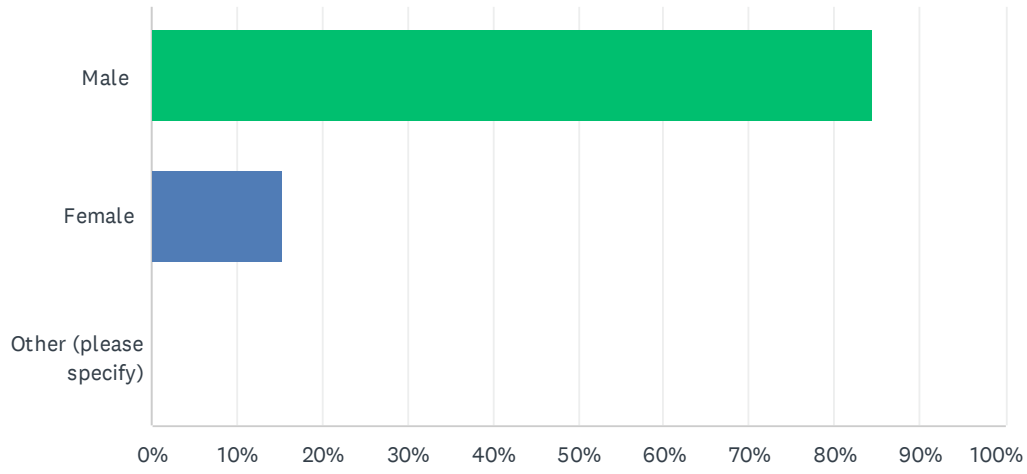
Answered: 1,049 Skipped: 2



ANSWER CHOICES	RESPONSES	
Under 18	0.38%	4
18-24	3.72%	39
25-34	11.15%	117
35-44	16.49%	173
45-54	21.35%	224
55-64	26.69%	280
65+	20.21%	212
TOTAL		1,049

Q3 What is your gender?

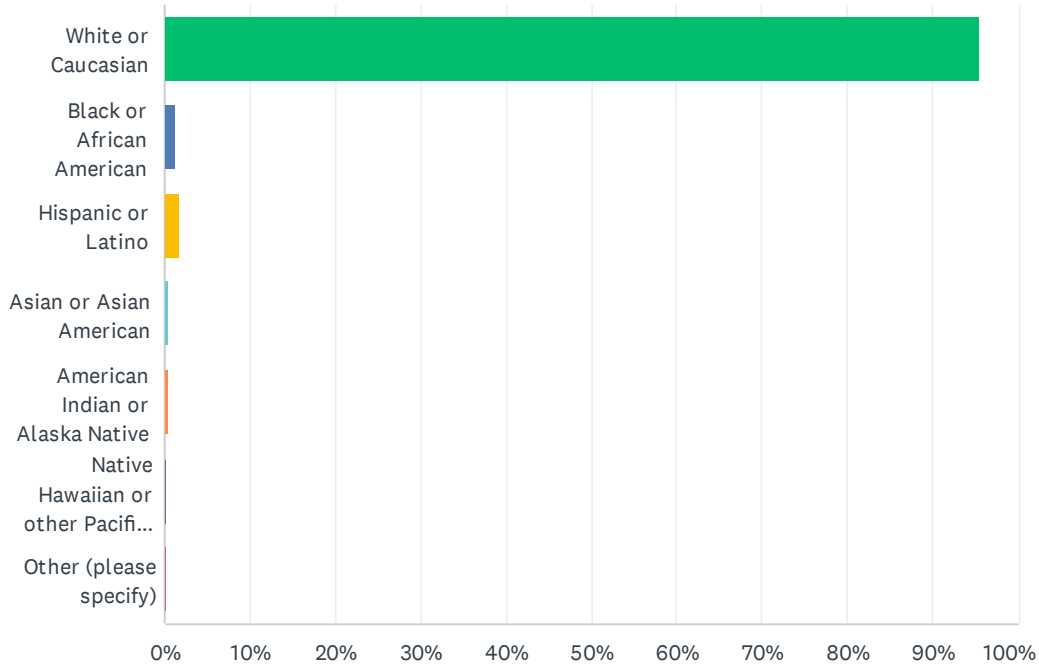
Answered: 1,050 Skipped: 1



ANSWER CHOICES	RESPONSES
Male	84.48% 887
Female	15.43% 162
Other (please specify)	0.10% 1
TOTAL	1,050

Q4 What is your ethnic background?

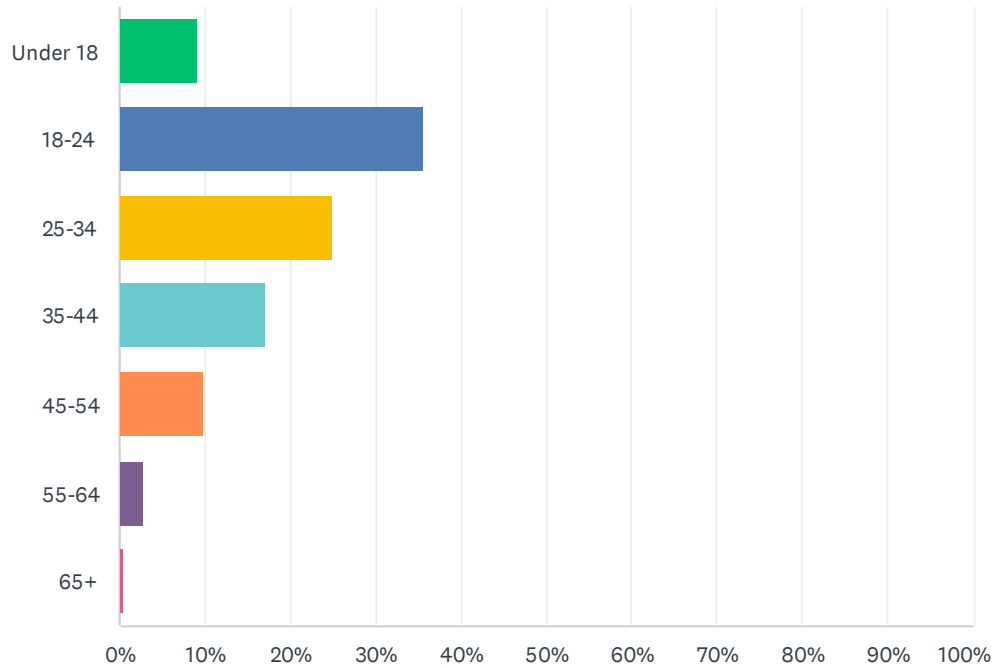
Answered: 1,050 Skipped: 1



ANSWER CHOICES	RESPONSES	
White or Caucasian	95.62%	1,004
Black or African American	1.33%	14
Hispanic or Latino	1.71%	18
Asian or Asian American	0.38%	4
American Indian or Alaska Native	0.48%	5
Native Hawaiian or other Pacific Islander	0.19%	2
Other (please specify)	0.29%	3
TOTAL		1,050

Q5 At what age did you begin officiating?

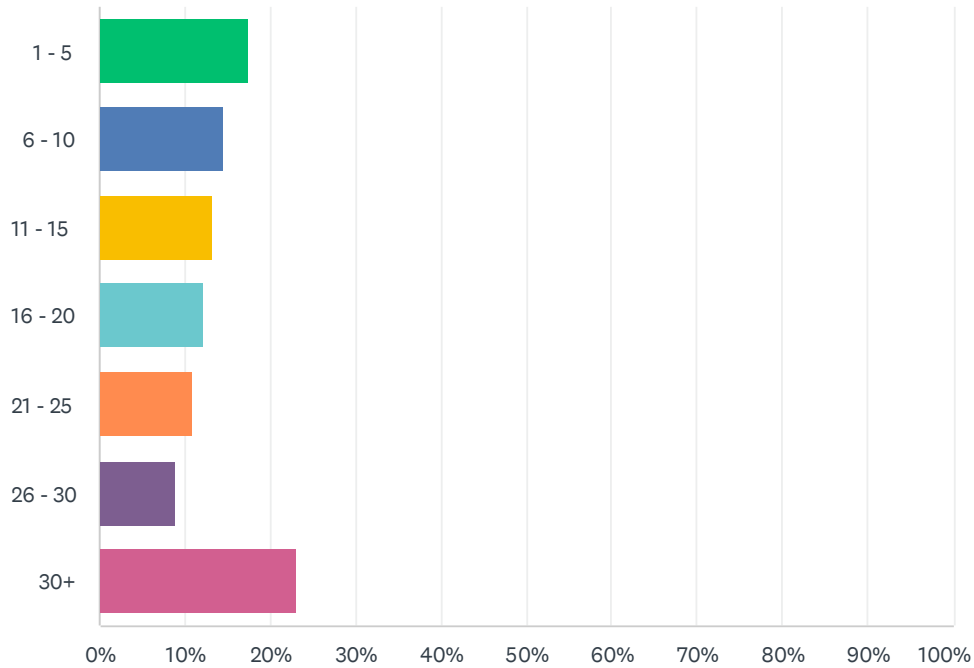
Answered: 1,050 Skipped: 1



ANSWER CHOICES	RESPONSES	
Under 18	9.24%	97
18-24	35.71%	375
25-34	24.95%	262
35-44	17.05%	179
45-54	9.81%	103
55-64	2.76%	29
65+	0.48%	5
TOTAL		1,050

Q6 How many years have you officiated?

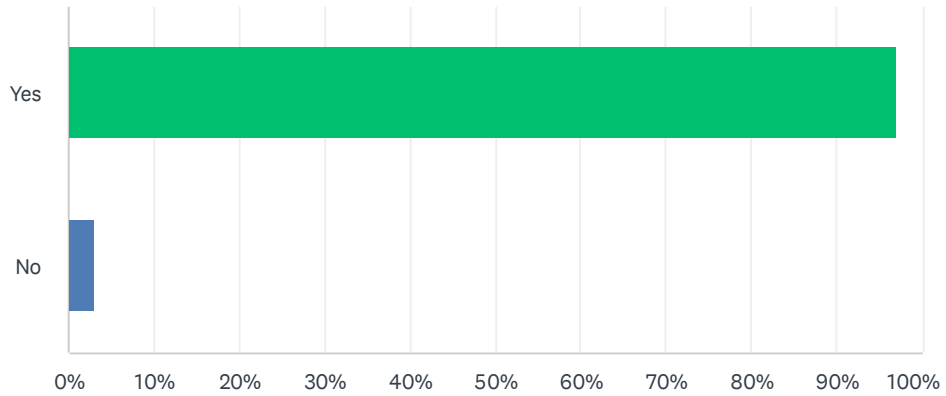
Answered: 1,051 Skipped: 0



ANSWER CHOICES	RESPONSES	
1 - 5	17.41%	183
6 - 10	14.46%	152
11 - 15	13.23%	139
16 - 20	12.08%	127
21 - 25	10.94%	115
26 - 30	8.85%	93
30+	23.03%	242
TOTAL		1,051

Q7 Do you plan on officiating during the 2024-2025 season?

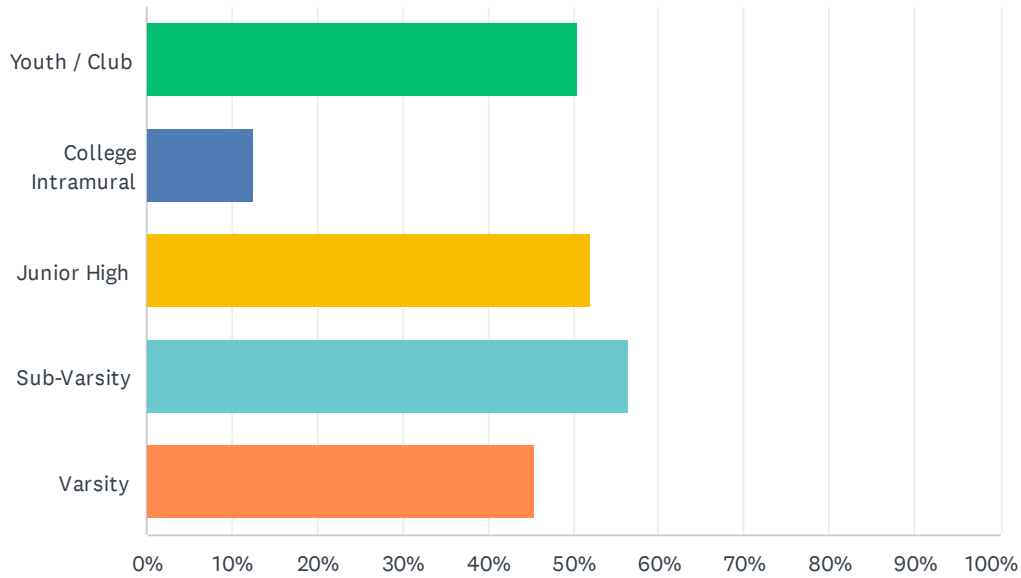
Answered: 1,045 Skipped: 6



ANSWER CHOICES	RESPONSES	
Yes	96.94%	1,013
No	3.06%	32
TOTAL		1,045

Q8 At what level(s) did you start officiating? Check all that apply.

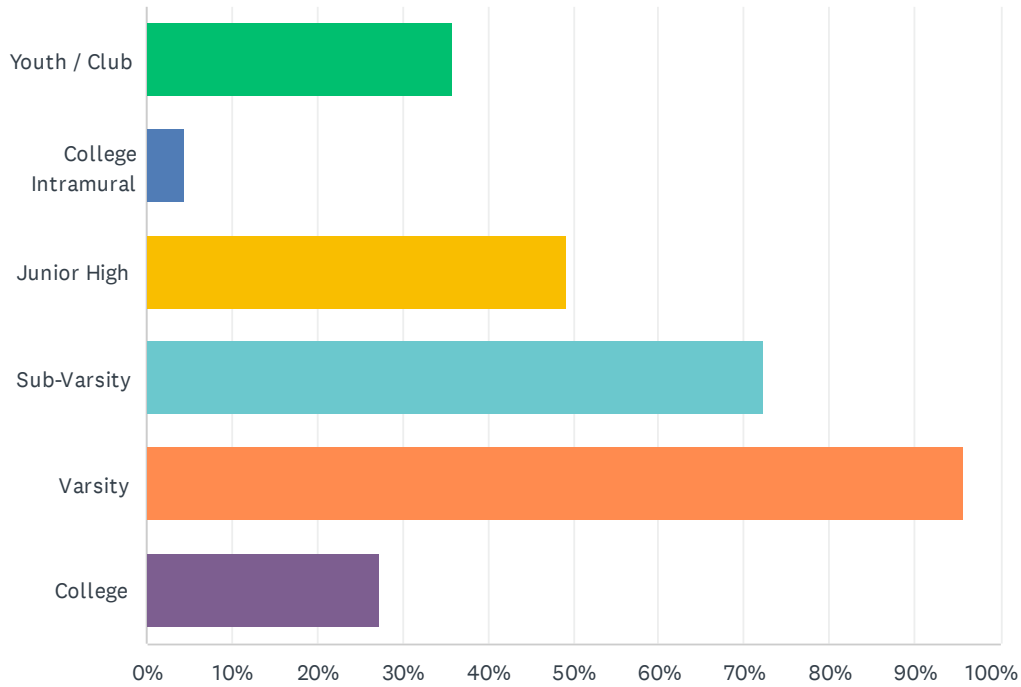
Answered: 1,050 Skipped: 1



ANSWER CHOICES	RESPONSES	
Youth / Club	50.57%	531
College Intramural	12.57%	132
Junior High	52.10%	547
Sub-Varsity	56.48%	593
Varsity	45.33%	476
Total Respondents: 1,050		

Q9 At what level(s) do you officiate now? Check all that apply.

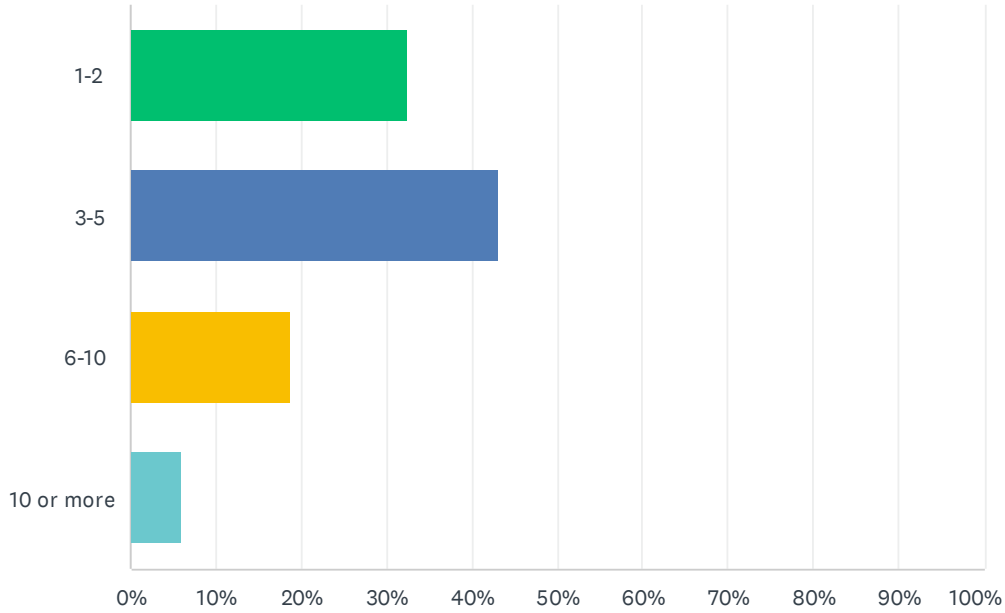
Answered: 1,051 Skipped: 0



ANSWER CHOICES	RESPONSES	
Youth / Club	35.78%	376
College Intramural	4.47%	47
Junior High	49.29%	518
Sub-Varsity	72.31%	760
Varsity	95.72%	1,006
College	27.21%	286
Total Respondents: 1,051		

Q10 Roughly how many games / meets / matches do you officiate in a week?

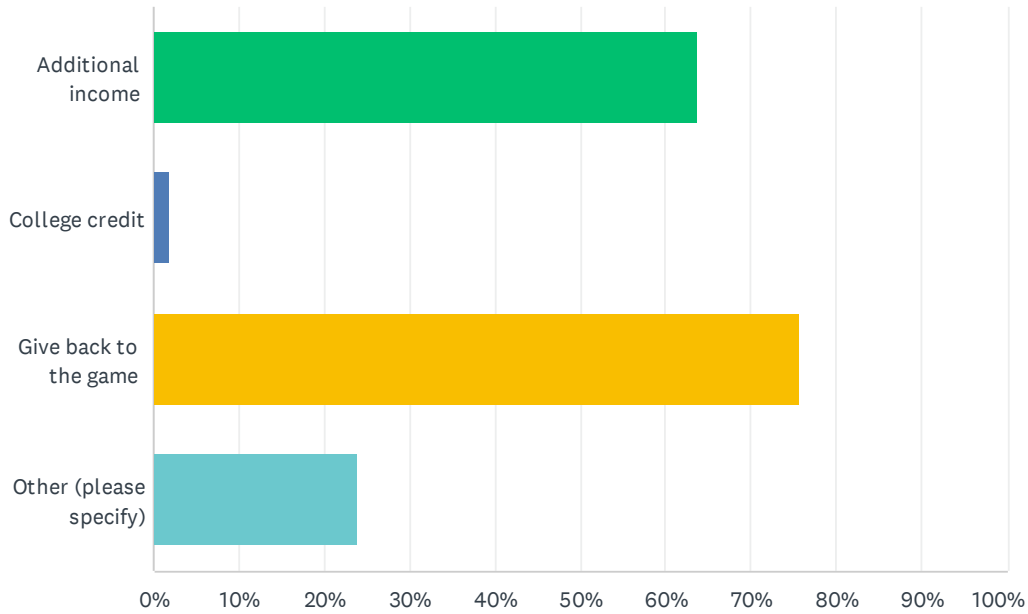
Answered: 1,049 Skipped: 2



ANSWER CHOICES	RESPONSES
1-2	32.32% 339
3-5	42.99% 451
6-10	18.68% 196
10 or more	6.01% 63
TOTAL	1,049

Q11 Why did you start officiating? Check all that apply.

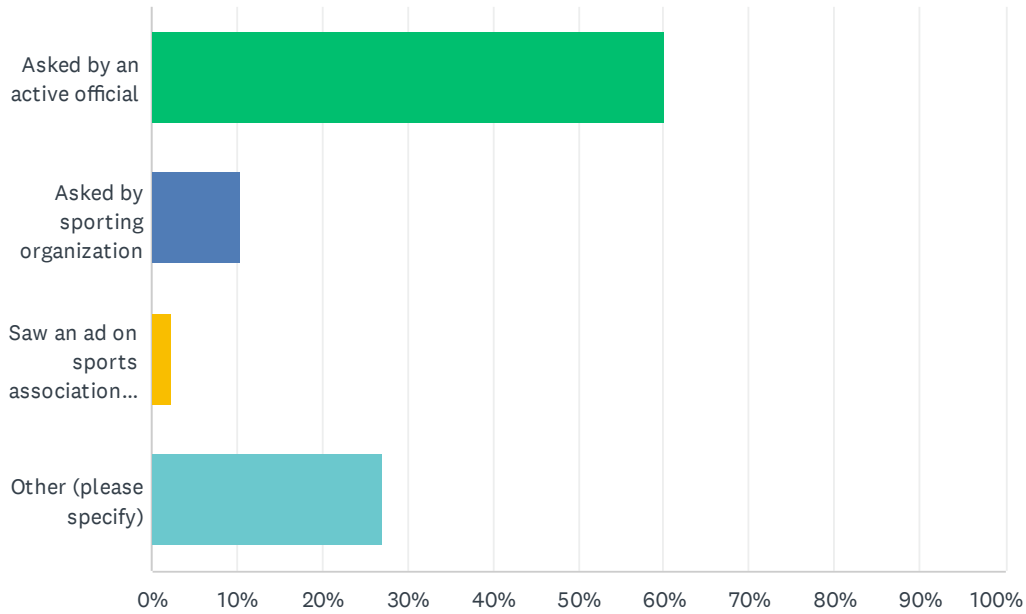
Answered: 1,051 Skipped: 0



ANSWER CHOICES	RESPONSES	
Additional income	63.75%	670
College credit	1.90%	20
Give back to the game	75.64%	795
Other (please specify)	23.79%	250
Total Respondents: 1,051		

Q12 How did you first get into officiating?

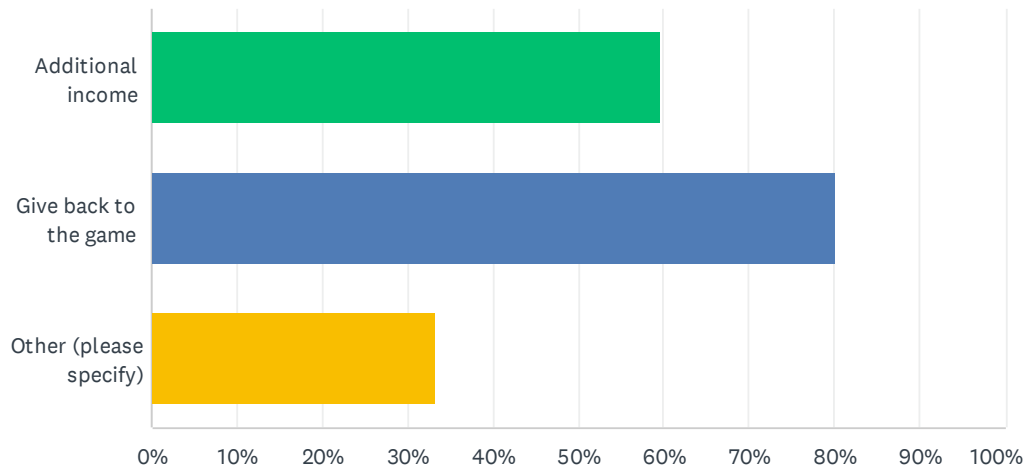
Answered: 1,050 Skipped: 1



ANSWER CHOICES	RESPONSES	
Asked by an active official	60.10%	631
Asked by sporting organization	10.48%	110
Saw an ad on sports association website	2.38%	25
Other (please specify)	27.05%	284
TOTAL		1,050

Q13 Why do you continue to officiate? Check all that apply.

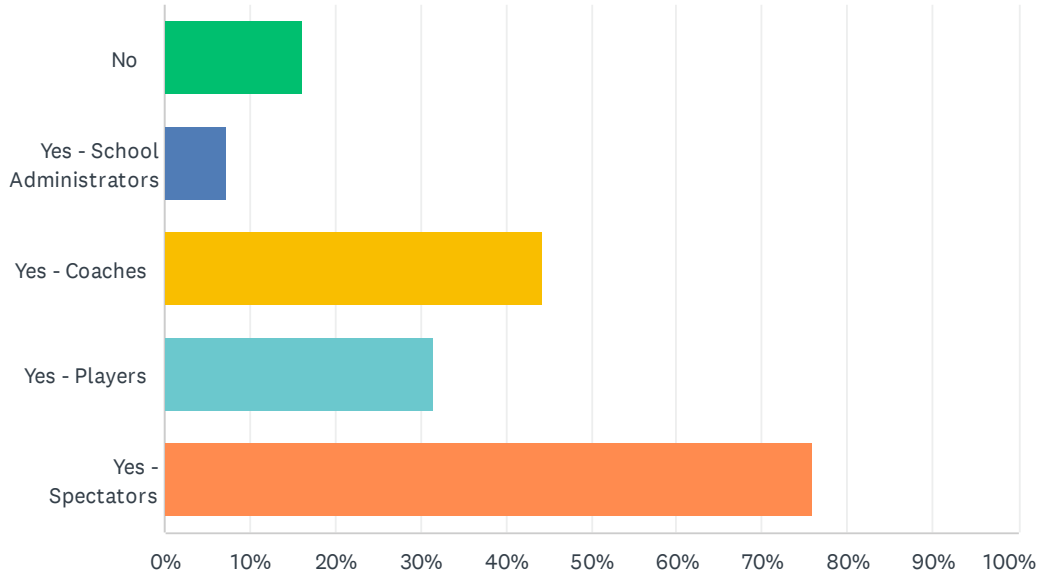
Answered: 1,051 Skipped: 0



ANSWER CHOICES	RESPONSES	
Additional income	59.66%	627
Give back to the game	80.21%	843
Other (please specify)	33.30%	350
Total Respondents: 1,051		

Q14 Is there a problem with sportsmanship? If yes, who causes the most problems? Check all that apply.

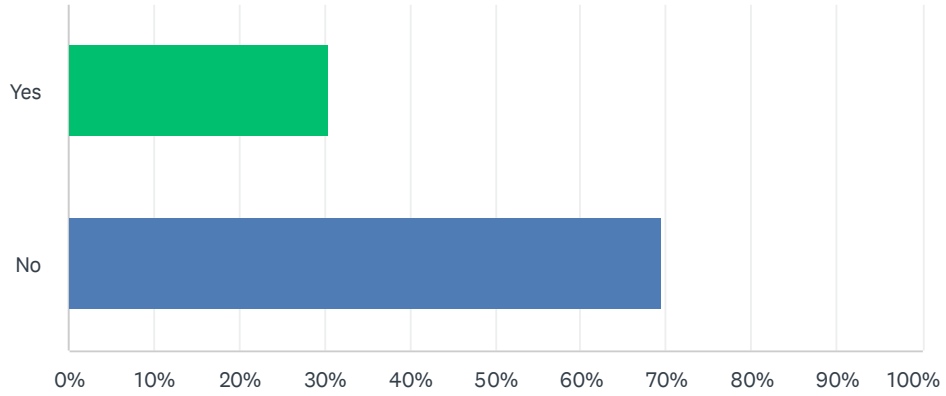
Answered: 1,049 Skipped: 2



ANSWER CHOICES	RESPONSES	
No	16.21%	170
Yes - School Administrators	7.15%	75
Yes - Coaches	44.33%	465
Yes - Players	31.65%	332
Yes - Spectators	75.98%	797
Total Respondents: 1,049		

Q15 Are there schools that you will not officiate due to poor sportsmanship?

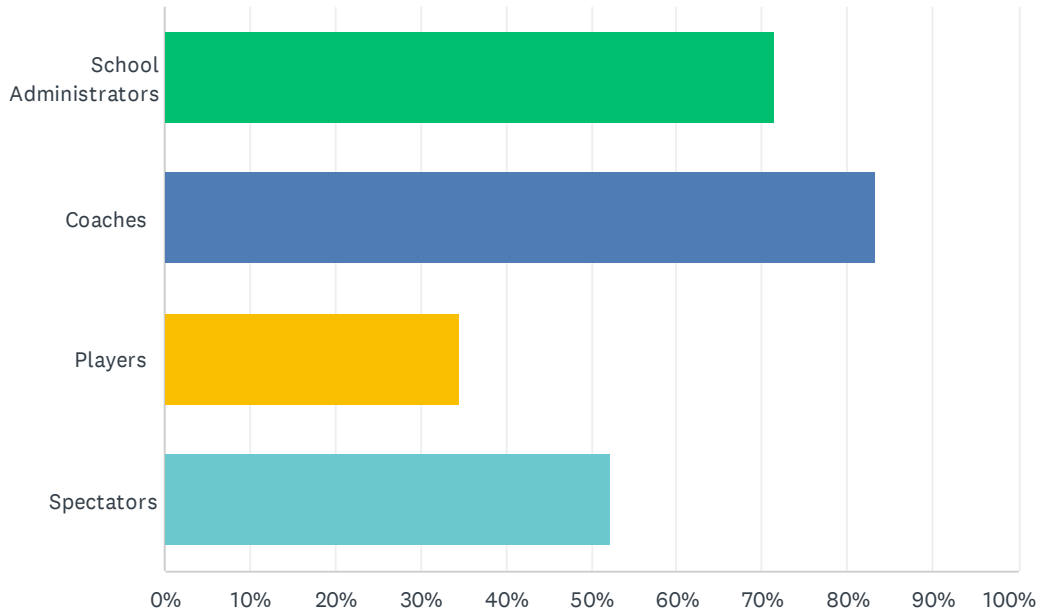
Answered: 1,045 Skipped: 6



ANSWER CHOICES	RESPONSES	
Yes	30.43%	318
No	69.57%	727
TOTAL		1,045

Q16 Who is the most responsible for improving sportsmanship? Check all that apply.

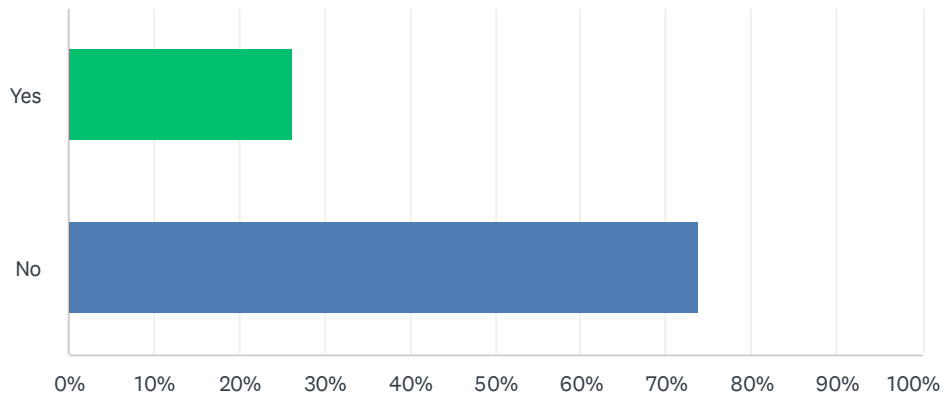
Answered: 1,049 Skipped: 2



ANSWER CHOICES	RESPONSES	
School Administrators	71.50%	750
Coaches	83.41%	875
Players	34.60%	363
Spectators	52.34%	549
Total Respondents: 1,049		

Q17 Do you / have you ever criticized or heckled other officials?

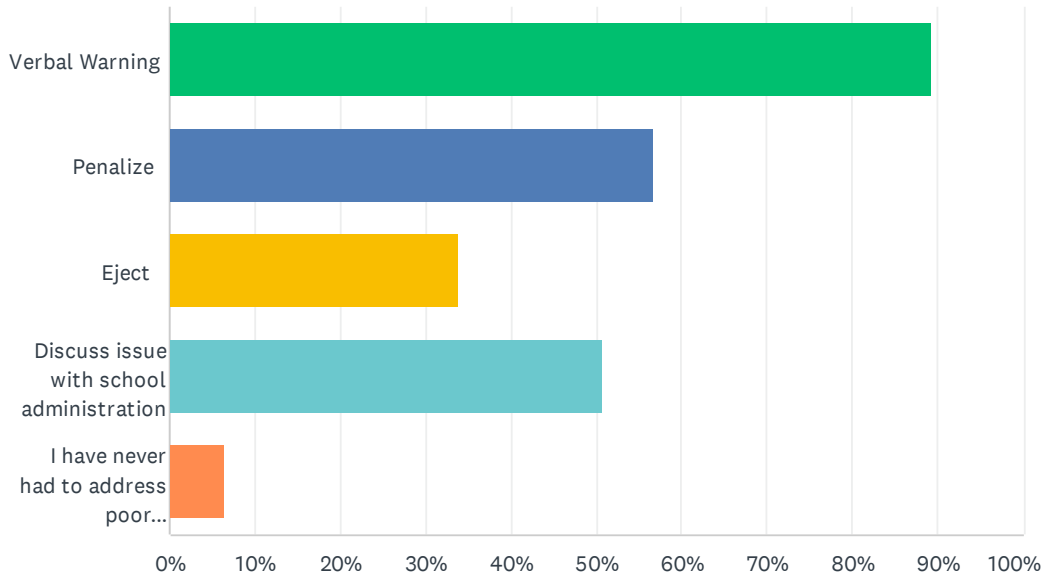
Answered: 1,049 Skipped: 2



ANSWER CHOICES	RESPONSES	
Yes	26.12%	274
No	73.88%	775
TOTAL		1,049

Q18 While officiating, which of the following have you used to address poor sportsmanship? Check all that apply.

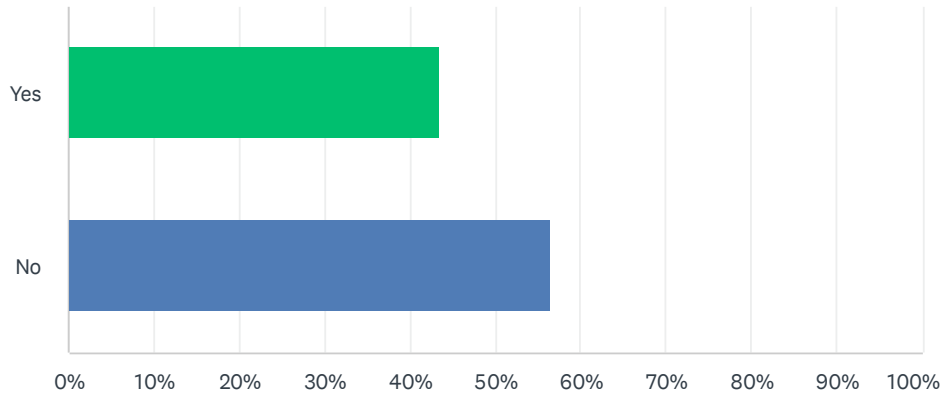
Answered: 1,048 Skipped: 3



ANSWER CHOICES	RESPONSES	
Verbal Warning	89.31%	936
Penalize	56.68%	594
Eject	33.87%	355
Discuss issue with school administration	50.67%	531
I have never had to address poor sportsmanship	6.30%	66
Total Respondents: 1,048		

Q19 Have you ever ejected a player?

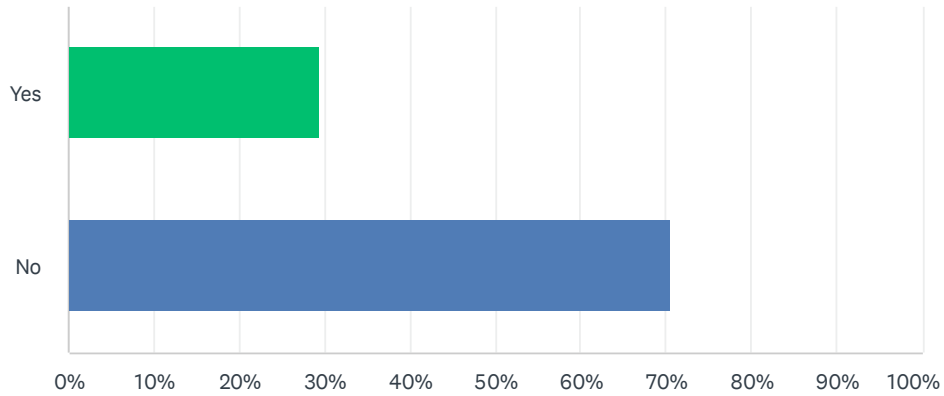
Answered: 1,047 Skipped: 4



ANSWER CHOICES	RESPONSES	
Yes	43.46%	455
No	56.54%	592
TOTAL		1,047

Q20 Have you ever ejected a coach?

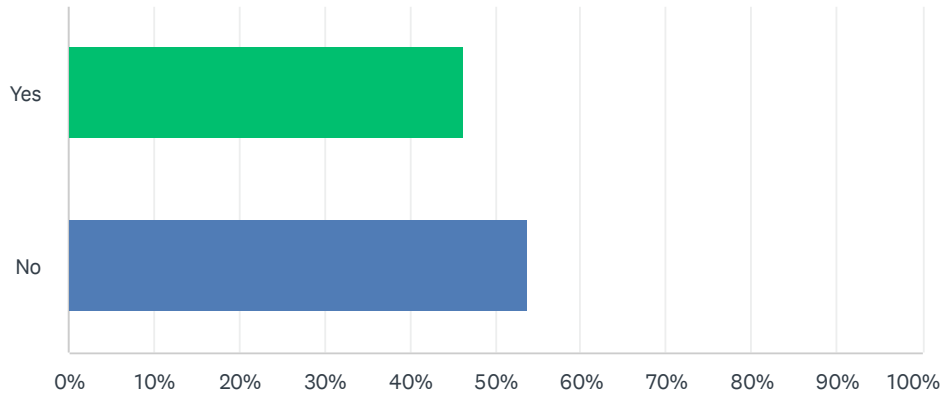
Answered: 1,050 Skipped: 1



ANSWER CHOICES	RESPONSES	
Yes	29.52%	310
No	70.48%	740
TOTAL		1,050

Q21 Have you ever removed or requested that a spectator be removed for poor sportsmanship / behavior?

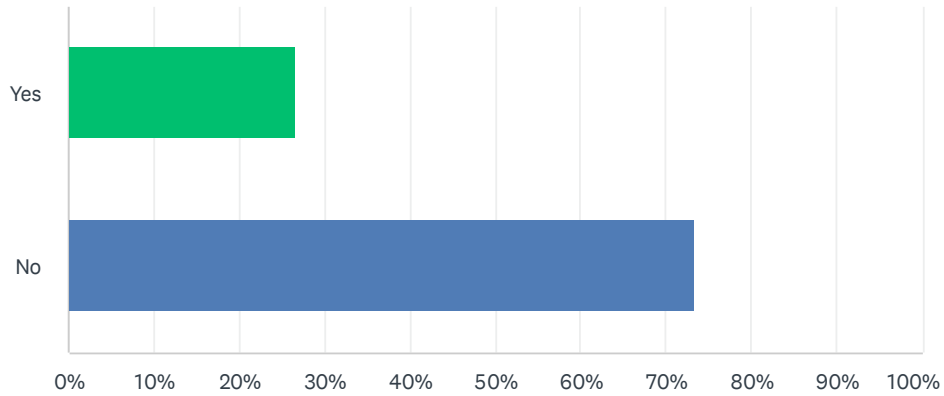
Answered: 1,050 Skipped: 1



ANSWER CHOICES	RESPONSES	
Yes	46.19%	485
No	53.81%	565
TOTAL		1,050

Q22 Have you ever had to break up a fight during a contest?

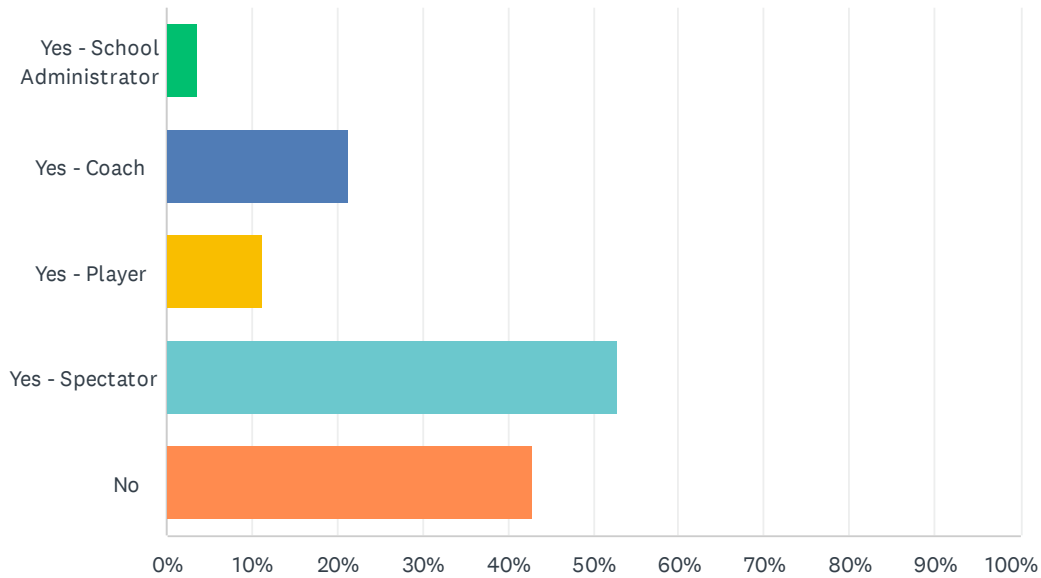
Answered: 1,049 Skipped: 2



ANSWER CHOICES	RESPONSES	
Yes	26.69%	280
No	73.31%	769
TOTAL		1,049

Q23 Have you ever been verbally or physically assaulted / threatened before, during, or after a contest by any of the people listed below? Check all that apply.

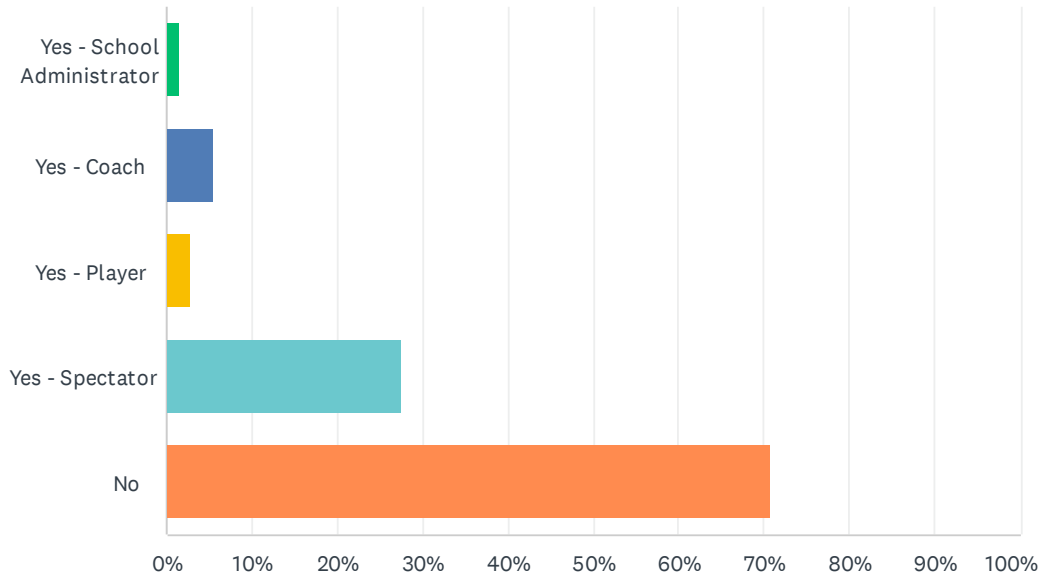
Answered: 1,050 Skipped: 1



ANSWER CHOICES	RESPONSES	
Yes - School Administrator	3.71%	39
Yes - Coach	21.33%	224
Yes - Player	11.24%	118
Yes - Spectator	52.86%	555
No	42.86%	450
Total Respondents: 1,050		

Q24 Have you ever felt unsafe or feared for your safety due to the behavior of any of people listed below? Check all that apply.

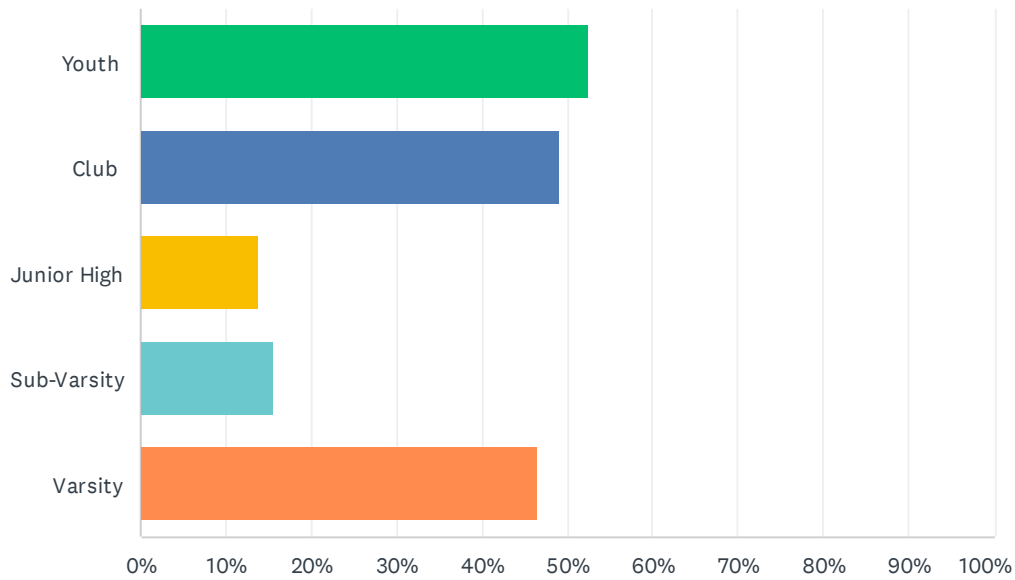
Answered: 1,051 Skipped: 0



ANSWER CHOICES	RESPONSES	
Yes - School Administrator	1.43%	15
Yes - Coach	5.61%	59
Yes - Player	2.85%	30
Yes - Spectator	27.50%	289
No	70.88%	745
Total Respondents: 1,051		

Q25 At what level is sportsmanship the worst? Check all that apply.

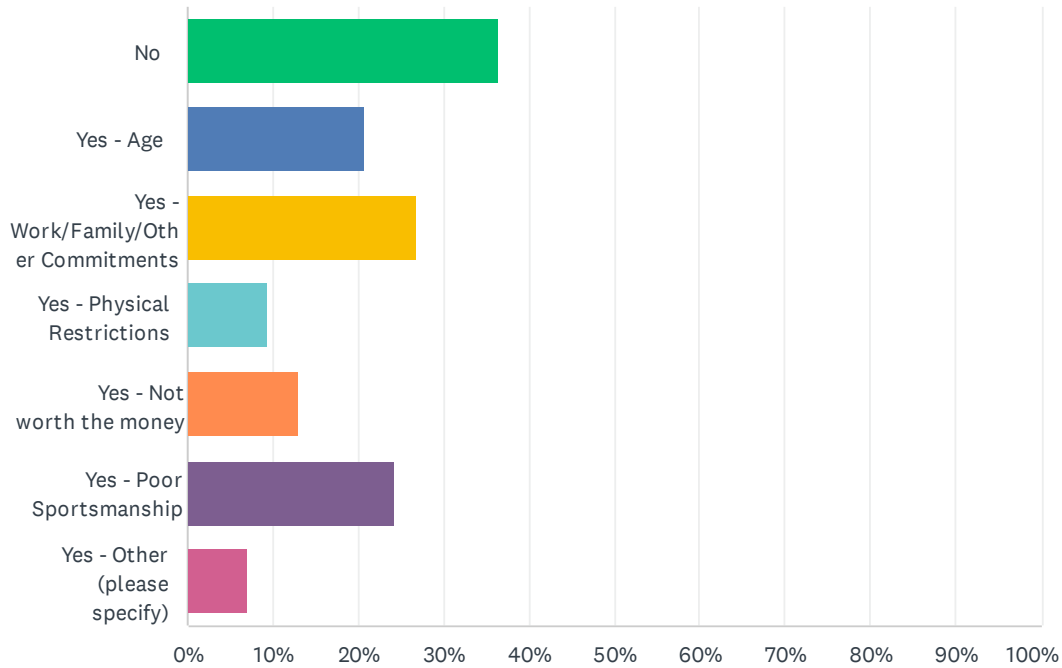
Answered: 1,037 Skipped: 14



ANSWER CHOICES	RESPONSES	
Youth	52.56%	545
Club	48.99%	508
Junior High	13.89%	144
Sub-Varsity	15.53%	161
Varsity	46.38%	481
Total Respondents: 1,037		

Q26 Have you ever considered no longer officiating? If yes, why?

Answered: 1,050 Skipped: 1



ANSWER CHOICES	RESPONSES	
No	36.38%	382
Yes - Age	20.76%	218
Yes - Work/Family/Other Commitments	26.86%	282
Yes - Physical Restrictions	9.43%	99
Yes - Not worth the money	12.95%	136
Yes - Poor Sportsmanship	24.29%	255
Yes - Other (please specify)	7.05%	74
Total Respondents: 1,050		

Q27 Comments

Answered: 317 Skipped: 734