

### NSAA District I Meeting - January 11, 2018













First Name	School	1	2	3	4	5	6	7	8	9	10	11	12	13	14	15	16	17	18	19	20	21	22	23	24	
Jay Staehr	Aurora	Yes	No	Yes	Yes	A	A	Yes	No	Yes	Yes	Yes	Yes	A	Yes	Yes	Yes	Yes	No	A	No	Yes	No	Yes	Yes	
Neal Randel	Beatrice	Yes	No	Yes	Yes	A	Yes	No	No	A	A	Yes	No	No	No	Yes	No	No	No	Yes	No	Yes	A	No	Yes	
Damen Kugel	Brunning-Davenport	No	Yes	Yes	No	Yes	A	A	No	A	Yes	Yes	A	A	Yes	A	A	A	Yes	A	No	No	A	Yes	Yes	
Dean Davis	Centennial	Yes	No	Yes	Yes	No	A	A	A	Yes	A	Yes	Yes	A	No	A	A	A	Yes	A	No	Yes	Yes	Yes	Yes	
Shawn Sorter	College View Academy	No	A	A	A	A	A	A	A	A	A	A	A	A	A	A	A	A	A	A	A	A	A	A	No	
BT Kracl	Crete	No	No	Yes	Yes	A	Yes	Yes	No	A	A	Yes	A	Yes	A	Yes	Yes	Yes	Yes	No	No	Yes	No	A	Yes	
Josh Nash	Deshler	Yes	No	Yes	No	Yes	A	A	A	Yes	A	Yes	A	A	A	A	A	A	Yes	Yes	A	A	A	A	Yes	
Kent Ropers	Diller-Odell	Yes	No	Yes	Yes	Yes	A	A	A	A	Yes	A	A	Yes	A	A	A	A	Yes	No	No	A	A	A	Yes	
Brent Zoubek	Dorchester	Yes	No	Yes	Yes	Yes	A	Yes	No	No	No	Yes	A	Yes	A	A	A	No	Yes	A	A	A	Yes	No	Yes	
Dean Filipi	Exeter-Milligan	Yes	No	Yes	Yes	Yes	A	Yes	No	A	No	Yes	No	A	No	A	A	A	Yes	Yes	No	No	Yes	Yes	Yes	
Derek Anderson	Fairbury	No	No	Yes	No	Yes	Yes	No	No	Yes	Yes	Yes	No	No	No	Yes	Yes	Yes	Yes	No	No	No	Yes	No	Yes	
Ryun Theobald	Fillmore Central	Yes	No	Yes	Yes	Yes	A	No	No	Yes	Yes	Yes	Yes	A	No	Yes	A	Yes	Yes	A	No	No	Yes	Yes	Yes	
Scott Anderson	Freeman	Yes	No	Yes	A	Yes	A	A	No	Yes	Yes	Yes	A	A	Yes	A	A	A	Yes	A	No	Yes	A	Yes	Yes	
Jim Pfeiffer	Friend	Yes	A	Yes	Yes	Yes	A	A	No	Yes	Yes	Yes	Yes	A	A	A	A	A	Yes	A	No	Yes	No	Yes	Yes	
Tim Huls	Hampton	Yes	No	Yes	Yes	No	A	No	No	Yes	Yes	A	Yes	A	A	A	A	A	No	A	No	Yes	A	A	Yes	
Rich Bacon	Johnson County Central	Yes	No	Yes	A	Yes	A	A	A	Yes	Yes	Yes	Yes	A	A	A	A	A	Yes	A	A	Yes	No	Yes	Yes	
Brian Blevins	Lawrence-Nelson	Yes	No	Yes	Yes	Yes	A	A	A	A	Yes	Yes	Yes	A	A	A	A	Yes	Yes	A	A	A	Yes	Yes	Yes	
Greg Iverson	Lewiston	Yes	No	Yes	Yes	Yes	Yes	A	No	A	A	Yes	A	A	A	A	A	A	A	A	Yes	A	Yes	A	Yes	
Zach Limbach	Lincoln East	A	No	Yes	Yes	Yes	A	Yes	A	A	A	A	A	Yes	A	A	A	A	Yes	Yes	A	A	A	No	Yes	
Pat Gatzemeyer	Lincoln High	Yes	No	Yes	Yes	A	Yes	A	A	A	A	A	No	A	Yes	A	A	A	Yes	Yes	A	A	A	No	Yes	
Joel Brase	Lincoln Lutheran	Yes	A	Yes	No	Yes	Yes	A	No	Yes	Yes	Yes	Yes	A	No	Yes	Yes	A	No	A	A	Yes	A	Yes	Yes	
Kevin Simmerman	Lincoln North Star	Yes	No	Yes	Yes	A	Yes	A	No	A	A	A	No	A	Yes	A	A	A	Yes	Yes	No	A	A	No	Yes	
Clayton Heath	Lincoln Northeast	A	No	Yes	Yes	A	Yes	A	A	A	A	No	A	Yes	A	A	A	A	Yes	Yes	A	A	A	No	Yes	
Tim Aylward	Lincoln Pius X	Yes	Yes	Yes	Yes	Yes	Yes	A	No	A	A	A	Yes	Yes	Yes	A	A	A	Yes	Yes	No	A	A	Yes	Yes	
JJ Toczek	Lincoln Southeast	Yes	No	Yes	Yes	A	Yes	A	A	A	A	A	No	Yes	Yes	A	A	A	Yes	Yes	A	A	No	No	Yes	
Mark Armstrong	Lincoln Southwest	A	No	Yes	Yes	A	Yes	A	No	A	A	A	No	A	Yes	A	A	A	Yes	Yes	No	A	No	No	Yes	
Jack Tarr	Malcolm	Yes	No	Yes	A	No	Yes	A	No	Yes	Yes	Yes	A	Yes	Yes	A	A	A	No	A	No	Yes	No	No	Yes	
Guy Stark	McCool Junction	No	No	A	Yes	No	A	A	No	Yes	Yes	Yes	A	A	A	A	A	No	No	A	No	A	Yes	A	No	
Randy Kort	Meridian	Yes	No	Yes	Yes	Yes	A	A	Yes	A	Yes	Yes	A	A	A	A	A	No	Yes	A	No	Yes	No	No	Yes	
Marty Hingst	Millford	Yes	No	Yes	No	A	A	A	A	Yes	Yes	Yes	No	A	Yes	A	A	A	No	No	A	No	Yes	A	Yes	Yes
Greg Hardin	Norris	Yes	No	Yes	A	Yes	Yes	No	No	A	A	A	Yes	A	No	Yes	No	Yes	Yes	Yes	No	Yes	A	No	No	
Jason Palmer	Parkview Christian	Yes	No	Yes	No	Yes	A	A	No	Yes	Yes	No	A	A	A	A	A	A	Yes	A	No	A	A	A	No	
Don Jacobs	Pawnee City	Yes	No	Yes	Yes	Yes	A	A	No	A	Yes	A	No	A	A	A	A	No	Yes	A	No	A	Yes	Yes	Yes	
Greg Wilmes	Raymond Central	Yes	No	Yes	No	A	Yes	A	No	Yes	Yes	Yes	A	A	Yes	No	No	No	Yes	A	No	Yes	No	No	Yes	
Jim Eberly	Sandy Creek	Yes	No	Yes	No	Yes	A	A	No	Yes	Yes	Yes	Yes	A	A	A	A	A	No	A	No	Yes	Yes	Yes	A	
John Moody	Seward	Yes	Yes	Yes	Yes	A	Yes	Yes	No	A	A	A	Yes	A	Yes	Yes	Yes	Yes	Yes	A	No	Yes	A	Yes	Yes	
Derek Ippensen	Shickley	Yes	Yes	Yes	No	Yes	Yes	Yes	No	Yes	Yes	Yes	Yes	No	No	No	No	No	Yes	Yes	No	Yes	Yes	Yes	No	
Jerry Rempe	Southern	Yes	No	Yes	A	A	A	A	No	Yes	Yes	Yes	No	A	Yes	A	A	A	Yes	A	No	Yes	No	Yes	Yes	
Brent Heusman	Sterling	Yes	No	Yes	Yes	Yes	A	A	No	A	Yes	A	A	A	A	A	A	A	Yes	A	No	A	A	A	Yes	
Kevin Miller	Superior	Yes	A	Yes	Yes	A	A	A	No	Yes	No	Yes	Yes	A	A	A	A	A	Yes	A	No	No	Yes	A	Yes	
Steve Ramer	Sutton	A	No	No	No	Yes	A	A	No	Yes	Yes	Yes	Yes	A	A	A	A	A	A	A	No	Yes	Yes	No	No	
Mark Leonard	Thayer Central	Yes	No	Yes	Yes	Yes	A	A	A	Yes	Yes	Yes	Yes	Yes	A	A	A	Yes	No	A	A	Yes	Yes	No	Yes	
Matthew Uher	Tri County	Yes	No	No	Yes	A	A	A	A	No	Yes	A	Yes	No	A	A	A	A	Yes	A	No	Yes	No	No	No	
Brad McMillan	Waverly	Yes	No	Yes	A	A	Yes	No	No	A	A	A	Yes	Yes	Yes	Yes	Yes	Yes	Yes	No	No	Yes	A	No	Yes	
Jeff Hatcliff	Wilber-Clatonia	Yes	No	Yes	No	Yes	A	No	No	Yes	Yes	Yes	A	Yes	No	A	A	A	A	A	No	Yes	Yes	Yes	Yes	
Lance Smith	York	No	No	Yes	Yes	Yes	A	Yes	No	A	A	Yes	Yes	A	Yes	Yes	Yes	Yes	Yes	Yes	No	Yes	A	Yes	Yes	

**Vote Counts**













<b>Yes</b>	36	4	42	28	25	18	7	1	21	27	27	21	8	18	10	7	10	33	13	0	25	14	19	38
<b>No</b>	6	38	2	11	4	0	7	32	2	3	1	12	4	9	2	4	8	9	4	34	5	11	17	7
<b>Abstain</b>	4	4	2	7	17	28	32	13	23	16	18	13	34	19	34	35	28	4	29	12	16	21	10	1
<b>Total Votes</b>	46	46	46	46	46	46	46	46	46	46	46	46	46	46	46	46	46	46	46	46	46	46	46	46













## NSAA District 1 Meeting - January 11, 2018













Q #	Choice	Choice Text	Response Count	Response Pct	Charts
<b>I. Change In NSAA ByLaws A. Article 2, Section 13.12, 13.2.1, Page 28 classification by gender counts</b>					
<b>1</b>	1	Yes	36	78.3%	
	2	No	6	13.0%	
	3	Abstain	4	8.7%	
			N	46	
<b>I. Change In NSAA ByLaws B. Article 3.11.3, Section TBD Bowling</b>					
<b>2</b>	1	Yes	4	8.7%	
	2	No	38	82.6%	
	3	Abstain	4	8.7%	
			N	46	
<b>I. Change In NSAA ByLaws c. Article 4 &amp; 6, Section 4.3.2, 4.5.3, 6.1.2, 6.3.2 National Speech tournaments</b>					
<b>3</b>	1	Yes	42	91.3%	
	2	No	2	4.3%	
	3	Abstain	2	4.3%	
			N	46	
<b>I. Change In NSAA ByLaws d. Article 5, section 6.2.1 play production district makeup</b>					
<b>4</b>	1	Yes	28	60.9%	
	2	No	11	23.9%	
	3	Abstain	7	15.2%	
			N	46	

Q #	Choice	Choice Text	Response Count	Response Pct	Charts
<b>I. Change in NSAA bylaws e. Article 6, section 6.3.3 Class d1 &amp; d2 speech – 3 events</b>					
<b>5</b>					
1	Yes		25	54.3%	 54.3%
2	No		4	8.7%	 8.7%
3	Abstain		17	37.0%	 37.0%
		N	46		
<b>II. Change in NSAA Approved Rulings A. Baseball Manual, Page 17 District roster of 22</b>					
<b>6</b>					
1	Yes		18	39.1%	 39.1%
2	No		0	0.0%	 0.0%
3	Abstain		28	60.9%	 60.9%
		N	46		
<b>II. Change in NSAA Approved Rulings B. Basketball Manual, Page 2 District Competition dates</b>					
<b>7</b>					
1	Yes		7	15.2%	 15.2%
2	No		7	15.2%	 15.2%
3	Abstain		32	69.6%	 69.6%
		N	46		
<b>II. Change in NSAA Approved Rulings c. Basketball Manual, Page 9 Class B Postseason Format</b>					
<b>8</b>					
1	Yes		1	2.2%	 2.2%
2	No		32	69.6%	 69.6%
3	Abstain		13	28.3%	 28.3%
		N	46		

Q #	Choice	Choice Text	Response Count	Response Pct	Charts
<b>II. Change in NSAA Approved Rulings d. Basketball Manual, Page 9,10,15,16 Class C1 &amp; C2 Postseason Format</b>					
9	1	Yes	21	45.7%	
	2	No	2	4.3%	
	3	Abstain	23	50.0%	
		N	46		
<b>II. Change in NSAA Approved Rulings e. Basketball Manual, Page 9,10,15,16 Class C1,C2,d1 &amp; d2 Postseason Format</b>					
10	1	Yes	27	58.7%	
	2	No	3	6.5%	
	3	Abstain	16	34.8%	
		N	46		
<b>II. Change in NSAA Approved Rulings f. Football manual, Page: 26 mid-cycle waiver – Class c1 &amp; C2</b>					
11	1	Yes	27	58.7%	
	2	No	1	2.2%	
	3	Abstain	18	39.1%	
		N	46		
<b>II. Change in NSAA Approved Rulings g. golf Manual, Page 13 Assistant Coaching during competition</b>					
12	1	Yes	21	45.7%	
	2	No	12	26.1%	
	3	Abstain	13	28.3%	
		N	46		

Q #	Choice	Choice Text	Response Count	Response Pct	Charts
<b>13</b>	<b>II. Change in NSAA Approved Rulings H. journalism Manual, Page 3 three classes recommendation</b>				
1	Yes		8	17.4%	 17.4%
2	No		4	8.7%	 8.7%
3	Abstain		34	73.9%	 73.9%
		N	46		
<b>14</b>	<b>II. Change in NSAA Approved Rulings i. softball Manual, Page 12, 13 &amp; 16 Postseason dates</b>				
1	Yes		18	39.1%	 39.1%
2	No		9	19.6%	 19.6%
3	Abstain		19	41.3%	 41.3%
		N	46		
<b>15</b>	<b>II. Change in NSAA Approved Rulings J. Softball Manual, Page 15 Class B Postseason format (1 rain date)</b>				
1	Yes		10	21.7%	 21.7%
2	No		2	4.3%	 4.3%
3	Abstain		34	73.9%	 73.9%
		N	46		
<b>16</b>	<b>II. Change in NSAA Approved Rulings k. Softball Manual, Page 15 Class B Postseason format (2 rain dates)</b>				
1	Yes		7	15.2%	 15.2%
2	No		4	8.7%	 8.7%
3	Abstain		35	76.1%	 76.1%
		N	46		

Q #	Choice	Choice Text	Response Count	Response Pct	Charts
<b>II. Change in NSAA Approved Rulings I. Speech Manual, Page 5 District Assignments Method</b>					
<b>17</b>	1	Yes	10	21.7%	 21.7%
	2	No	8	17.4%	 17.4%
	3	Abstain	28	60.9%	 60.9%
		N	46		
<b>II. Change in NSAA Approved Rulings m. Speech manual, page 12 District Contest Team Scoring</b>					
<b>18</b>	1	Yes	33	71.7%	 71.7%
	2	No	9	19.6%	 19.6%
	3	Abstain	4	8.7%	 8.7%
		N	46		
<b>II. Change in NSAA Approved Rulings n. Tennis manual, page 12-15 7th &amp; 8th Place matches</b>					
<b>19</b>	1	Yes	13	28.3%	 28.3%
	2	No	4	8.7%	 8.7%
	3	Abstain	29	63.0%	 63.0%
		N	46		
<b>II. Change in NSAA Approved Rulings o. volleyball Manual, Page 13 Class B Postseason format</b>					
<b>20</b>	1	Yes	0	0.0%	 0.0%
	2	No	34	73.9%	 73.9%
	3	Abstain	12	26.1%	 26.1%
		N	46		

Q #	Choice	Choice Text	Response Count	Response Pct	Charts
<b>II. Change in NSAA Approved Rulings p. volleyball Manual, Page 19 Class b, c1 &amp; c2</b>					
<b>21</b>		<b>District final seeding date</b>			
	1	Yes	25	54.3%	
	2	No	5	10.9%	
	3	Abstain	16	34.8%	
		N	46		
<b>II. Change in NSAA Approved Rulings q. Wrestling manual, Pages 22 Class D</b>					
<b>22</b>		<b>Wrestling – 2 in a weight class</b>			
	1	Yes	14	30.4%	
	2	No	11	23.9%	
	3	Abstain	21	45.7%	
		N	46		
<b>II. Change in NSAA Approved Rulings R. Wrestling manual, Pages 40-41 dual</b>					
<b>23</b>		<b>wrestling championships</b>			
	1	Yes	19	41.3%	
	2	No	17	37.0%	
	3	Abstain	10	21.7%	
		N	46		
<b>II. Change in NSAA Approved Rulings S. Volleyball Manual volleyball dates</b>					
<b>24</b>					
	1	Yes	38	82.6%	
	2	No	7	15.2%	
	3	Abstain	1	2.2%	
		N	46		