



NEBRASKA SCHOOL ACTIVITIES ASSOCIATION

# The U.S. Cellular® Cup





## 2009-2010 Final Standings

FINAL Standings include 2009-2010 Activity Participation Points  
Plus  
NSAA Championship points earned for Fall, Winter and Spring Season Events.

### BOYS DIVISION

--TOP TEN AND TIES--

	<u>Class A</u>	<u>Cup Points</u>
	<b>Creighton Preparatory School</b>	<b>392.5</b>
	<b>Millard West</b>	<b>331.25</b>
	<b>Kearney</b>	<b>305</b>
	<b>Lincoln East</b>	<b>292.5</b>
	<b>Millard South</b>	<b>280</b>
	<b>Lincoln Southwest</b>	<b>260</b>
	<b>Lincoln Southeast</b>	<b>252.5</b>
	<b>Papillion-La Vista</b>	<b>245</b>
	<b>Grand Island</b>	<b>215</b>
	<b>Millard North</b>	<b>192.5</b>
	<u>Class B</u>	<u>Cup Points</u>
	<b>Omaha Skutt Catholic</b>	<b>345</b>
	<b>Lincoln Pius X</b>	<b>271.25</b>
	<b>Mt. Michael Benedictine</b>	<b>230</b>
	<b>Omaha Gross Catholic</b>	<b>203.75</b>
	<b>Beatrice</b>	<b>200</b>
	<b>Scottsbluff</b>	<b>200</b>
	<b>Blair</b>	<b>195</b>
	<b>Waverly</b>	<b>195</b>
	<b>South Sioux City</b>	<b>180</b>
	<b>McCook</b>	<b>176.25</b>



NEBRASKA SCHOOL ACTIVITIES ASSOCIATION

# The U.S. Cellular® Cup





## 2009-2010 Final Standings

FINAL Standings include 2009-2010 Activity Participation Points  
Plus  
NSAA Championship points earned for Fall, Winter and Spring Season Events.

### BOYS DIVISION

--TOP TEN AND TIES--

	<u>Class C</u>	<u>Cup Points</u>
	Norfolk Catholic	255
	Hastings St. Cecilia	250
	Archbishop Bergan	171.25
	Boys Town	167.5
	Johnson-Brock	155
	Hartington Cedar Catholic	147.5
	Broken Bow	140
	Sutton	137.5
	Lourdes Central Catholic	133.75
	Minden	132.5
	<u>Class D</u>	<u>Cup Points</u>
	Ewing	185
	Palmer	152.5
	Hayes Center	150
	Humphrey St. Francis	142.5
	Hampton	135
	Amherst	132.5
	Bertrand	130
	Howells	122.5
	Mullen	120
	Potter-Dix	117.5