



The U.S. Cellular® Cup





2009-2010 Final Standings

FINAL Standings include 2009-2010 Activity Participation Points
Plus
NSAA Championship points earned for Fall, Winter and Spring Season Events.

ALL SCHOOL DIVISION

--TOP TEN AND TIES--

	<u>Class A</u>	<u>Cup Points</u>
	Millard West	687.5
	Lincoln Southwest	580
	Lincoln East	480
	Omaha Westside	457.5
	Kearney	435
	Millard North	415
	Elkhorn	395
	Papillion-La Vista South	395
	Creighton Preparatory School	392.5
	Omaha Marian	387.5

	<u>Class B</u>	<u>Cup Points</u>
	Omaha Skutt Catholic	590
	Lincoln Pius X	475
	Scottsbluff	397.5
	Gretna	390
	Beatrice	362.5
	Omaha Gross Catholic	357.5
	McCook	332.5
	Seward	330
	Blair	327.5
	Norris	265



NEBRASKA SCHOOL ACTIVITIES ASSOCIATION

The U.S. Cellular® Cup





2009-2010 Final Standings

FINAL Standings include 2009-2010 Activity Participation Points
Plus
NSAA Championship points earned for Fall, Winter and Spring Season Events.

ALL SCHOOL DIVISION

--TOP TEN AND TIES--

	<u>Cup Points</u>
<u>Class C</u>	
 Hastings St. Cecilia	342.5
Norfolk Catholic	322.5
Columbus Scotus	307.5
Kearney Catholic	292.5
Grand Island Central Catholic	270
Minden	260
Tri County	240
Sandy Creek	232.5
Broken Bow	227.5
Bridgeport	225
<u>Class D</u>	**CORRECTED**
 Lindsay Holy Family	270
Bertrand	245
Ewing	222.5
Humphrey St. Francis	220
Clay Center	215
Howells	212.5
Hayes Center	195
Potter-Dix	185
Chambers	182.5
Hampton	182.5
Palmer	182.5